

THIS REPORT CONTAINS ASSESSMENTS OF COMMODITY AND TRADE ISSUES MADE BY
USDA STAFF AND NOT NECESSARILY STATEMENTS OF OFFICIAL U.S. GOVERNMENT
POLICY

Voluntary Public

Date: 10/5/2015

GAIN Report Number:

Zambia

Post: Pretoria

Agricultural Economic Fact Sheet

Report Categories:

Agriculture in the Economy

Approved By:

Justina Torry

Prepared By:

Dirk Esterhuizen

Report Highlights:

Zambia is a landlocked country in Southern Africa and can be credited with political stability and strong economic growth in the last decade. However, despite a favorable climate, fertile land and the third largest water resource on the Africa continent, Zambia's agricultural potential is not yet fully tapped with only 14 percent of suitable agricultural land currently under cultivation. Staple crops, including corn, cassava sorghum and rice and are cultivated mostly by subsistence and small-scale famers, with active government involvement in controlling these agricultural markets. Major agricultural export products includes, sugar, tobacco and cotton. Zambia exported agricultural goods worth US\$0.8 billion in 2014.



Zambia

Agricultural Economic Fact Sheet

Foreign Agricultural Service
United States Embassy in South Africa
(Updated October 2015)

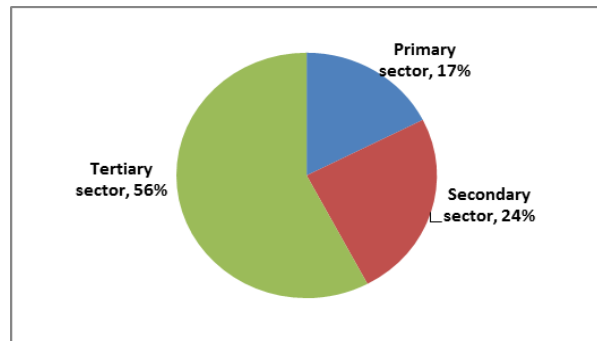
General

- Zambia is a **landlocked country** in Southern Africa and covers a total area of 752,612 square kilometres (about the size of Texas).
- Zambia has had a long period of **political stability with strong economic growth** in the last decade; however, more than 50% of the population still lives in poverty.
- Despite a **favourable climate, fertile land** and the third largest **water resource** on the Africa continent, Zambia's agricultural potential is not yet fully tapped with only 14% of suitable agricultural land currently under cultivation.
- Staple crops, including corn, cassava sorghum and rice are cultivated mostly by **subsistence and small-scale famers**, with active government involvement in controlling these agricultural markets.
- Major agricultural export products includes, **sugar, tobacco and cotton**.
- **Floriculture** is one of Zambia's fastest growing export industries, with \$26 million of roses exported in 2013.
- About **58% of Zambia's population lives in the rural areas**, with many involved in agriculture.
- Zambia is Africa's **second largest producer of copper** and copper exports represents 75% of Zambia's total exports.

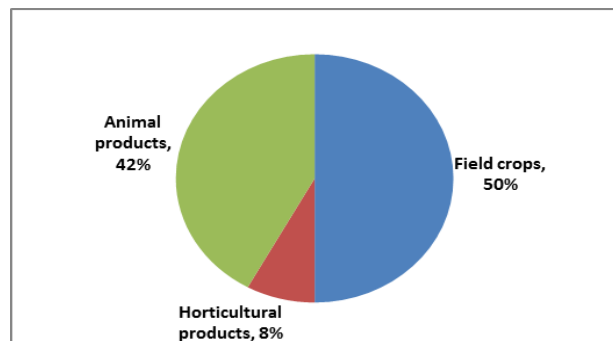
Economic Facts

	<u>2012</u>	<u>2013</u>	<u>2014</u>
Population (millions)	14.1	14.5	15.0
Nominal GDP (billions)	\$24.7	\$26.1	\$25.8
GDP/capita	\$1,757	\$1,795	\$1,719
Real GDP growth	6.7%	6.7%	6.0%
Ag % of GDP	9.7%	9.1%	9.0%
CPI inflation	6.6%	7.0%	7.8%
Average exchange rate	K5.14/\$1	K5.39/\$1	K6.16/\$1

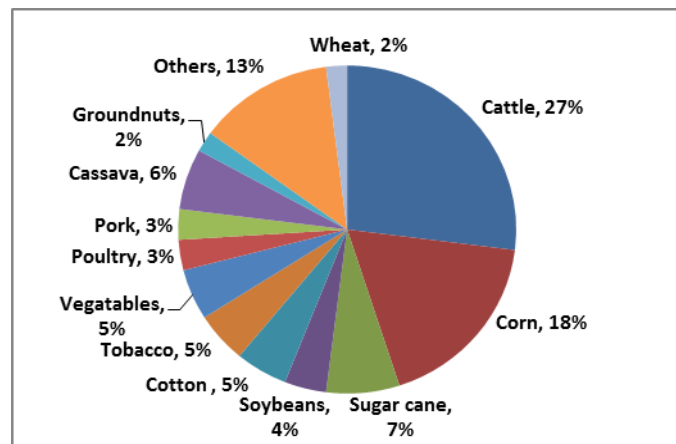
Composition of the Economy:



Sector Distribution of Agricultural Production:



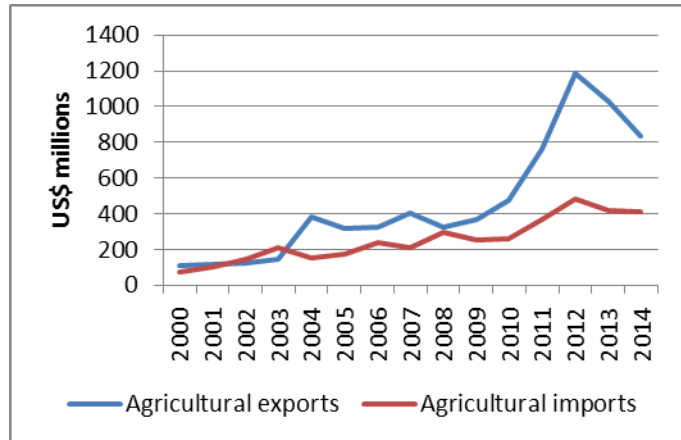
Gross Value by Commodities:



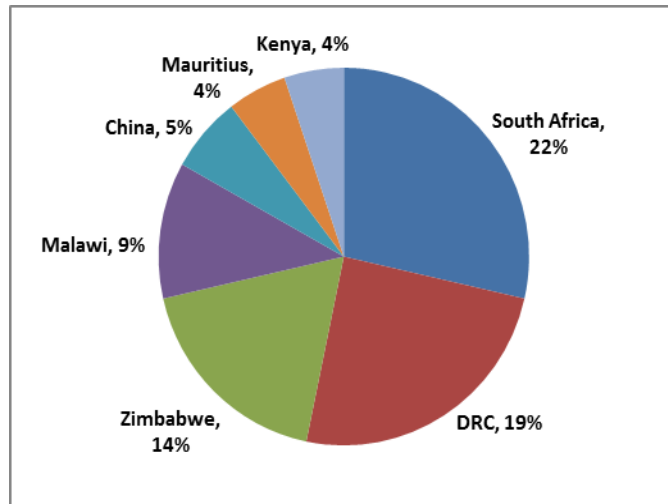
Agricultural Trade

(US\$ billions)	<u>2012</u>	<u>2013</u>	<u>2014</u>
Agricultural exports	\$1.2	\$1.0	\$0.8
% of total Zam exports	12.8%	10.6%	8.2%
Agricultural imports	\$0.5	\$0.4	\$0.4
% of total Zam imports	5.7%	3.9%	4.2%

Trends in Zambia's Agricultural Trade:



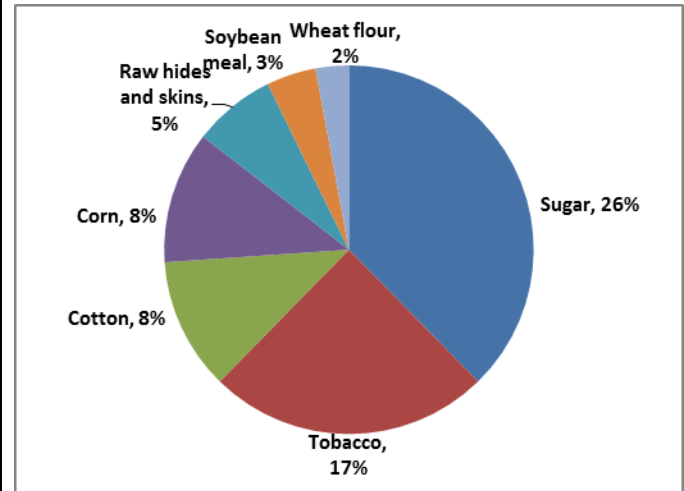
Major Export Destinations (2014):



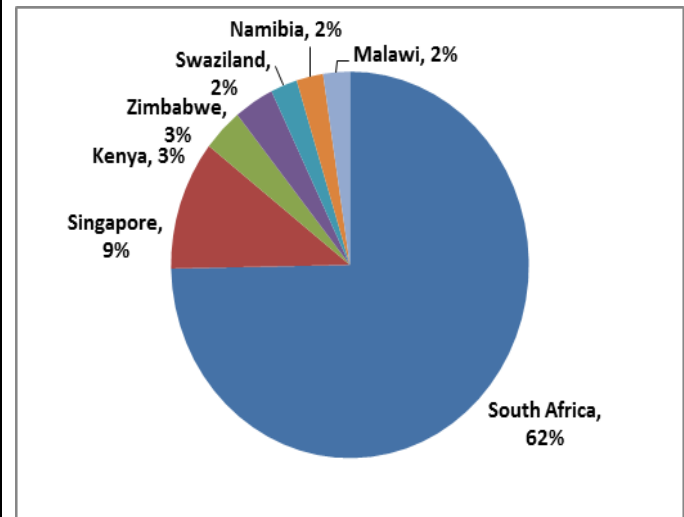
US – Zambia Agricultural Trade

(US\$ millions)	<u>2012</u>	<u>2013</u>	<u>2014</u>
Zam ag exports to US	\$0.5	\$0.3	\$0.5
Zam ag imports from US	\$2.4	\$1.0	\$0.6

Major Agricultural Products Exported (2014):



Major Agricultural Import Countries (2014):



Major Agricultural Products Imported (2014):

