

THIS REPORT CONTAINS ASSESSMENTS OF COMMODITY AND TRADE ISSUES MADE BY USDA STAFF AND NOT NECESSARILY STATEMENTS OF OFFICIAL U.S. GOVERNMENT POLICY

Voluntary Public

Date: 10/5/2016

GAIN Report Number:

Angola

Post: Pretoria

Agricultural Economic Fact Sheet

Report Categories:

Agriculture in the Economy

Approved By:

Justina Torry

Prepared By:

Ricardo Dias and Dirk Esterhuizen

Report Highlights:

The Agricultural Economic Fact sheet for Angola has been updated to include calendar years 2013, 2014 and 2015. Due to the relative low oil prices Angola's oil exports dropped by 45 percent in value in 2015. Angola is the second largest oil producing country in Africa and the sixteen largest in the world. As crude oil represents approximately 95 percent of Angola's total export earnings, the drop in oil prices impacts Angola's ability to pay for imports. As a result, agricultural imports dropped by 40 percent in 2015. United States' agricultural exports to Angola decreased by 57 percent in 2015 to \$130 million.



Angola

Agricultural Economic Fact Sheet

Foreign Agricultural Service
 United States Embassy in Angola
 (updated September 2016)

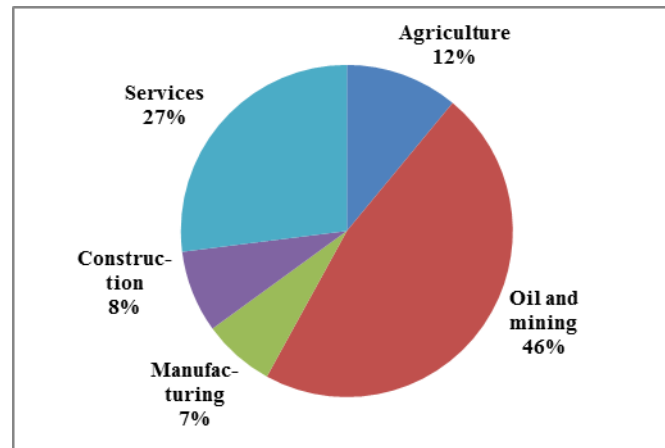
General

- Angola is **Africa's sixth largest economy** after Nigeria, South Africa, Egypt, Algeria and Morocco.
- Angola is the **world's 16th largest oil producer** and the second largest in Africa after Nigeria.
- **Crude oil represents approximately 95% of Angola's total exports.**
- **Angola's oil exports dropped by 45 percent** in value in 2015, due to low oil prices.
- **Agriculture** accounts for **12% of Angola's US\$102 billion GDP.**
- Angola has the **resources to become one of the leading agricultural countries in Africa** as its diverse ecology provides an environment capable of hosting a rich variety of crops and livestock.
- Currently, **Angola only cultivates approximately 10%** of its 58 million hectares of agricultural land available.
- An estimated **90% of farms** in Angola are small to medium in size and are used mainly in communal ways for **subsistence farming.**
- Two-thirds of Angolans (an average of 17 million people) are engaged in farming, but mostly at subsistence levels.
- Prior to the 1975-2002 civil war, Angola was a **major exporter** of coffee, sisal, sugar cane, bananas and cotton, **and self-sufficient** in all food crops except wheat. The civil war disrupted agricultural production and displaced millions of people.
- Angola currently **imports more than half of its food**, with some estimates putting the figure as high as 90%.
- Angola is the **United States fifth largest market for**

Economic Facts

	<u>2013</u>	<u>2014</u>
2015		
GDP at current prices (billions)	\$124	\$126
	\$102	
GDP/capita	\$5,245	\$5,273
	\$4,062	
Real GDP growth	6.8%	4.2%
	3%	
Ag % of GDP	11%	11%
	12%	
Total Population (million)	24	24
	25.8	
Inflation	8.8%	7.5%
	14.3%	
Unemployment rate	26%	26%
	24%	
Average exchange rate	Kz96/\$1	Kz100/\$1
	Kz135/\$1	

Composition of the Economy:



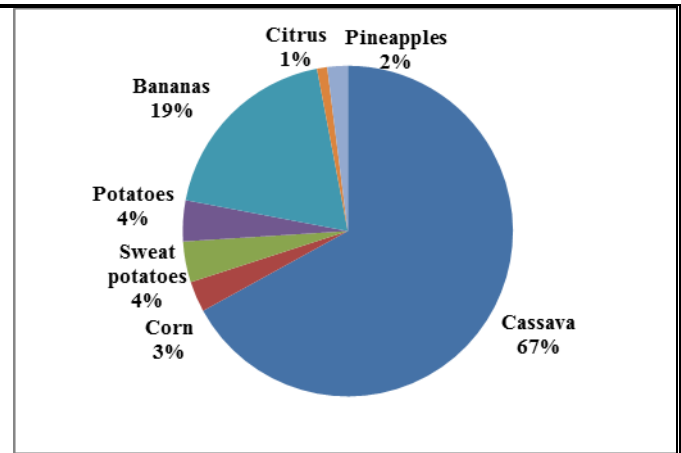
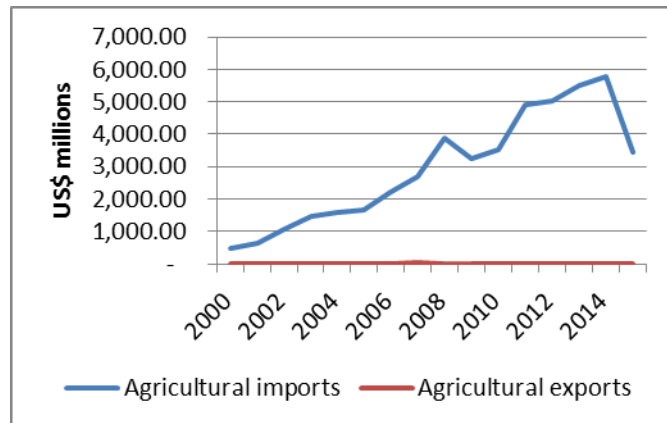
Top Produced Crops (tons):

poultry products.

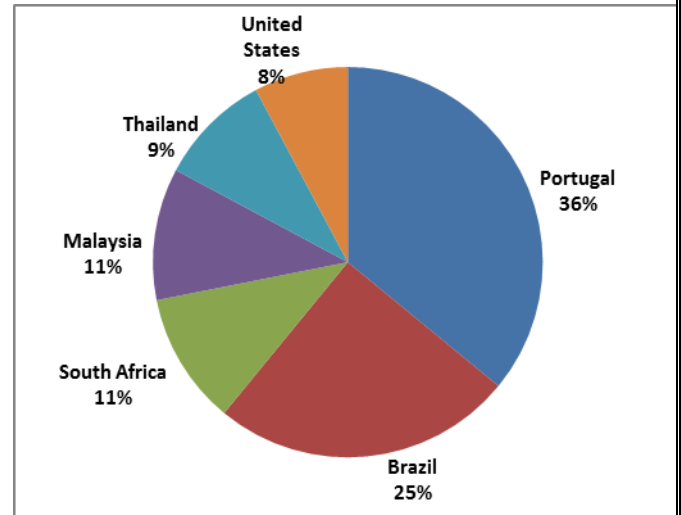
Agricultural Trade

	<u>2013</u>	<u>2014</u>
2015		
Agricultural exports (millions)	\$3.2	\$4.1
\$4.9		
% of total Angola exports	0.0%	0.0%
0.0%		
Agricultural imports (billions)	\$5.5	\$5.8
\$3.4		
% of total Angola imports	17.7%	15.7%
15.5%		

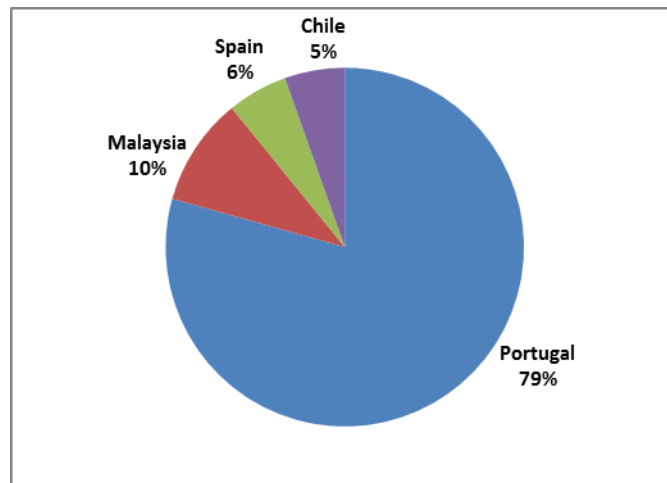
Trends in Angola's Agricultural Trade:



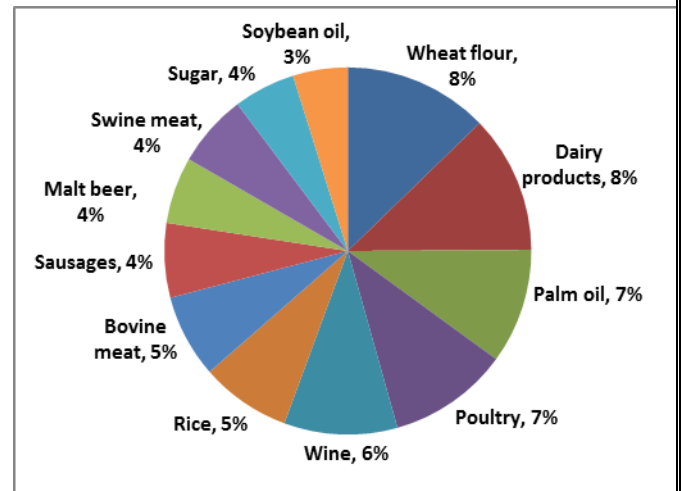
Major Agricultural Import Countries:



Major Agricultural Export Countries:



Major Agricultural Products Imported:

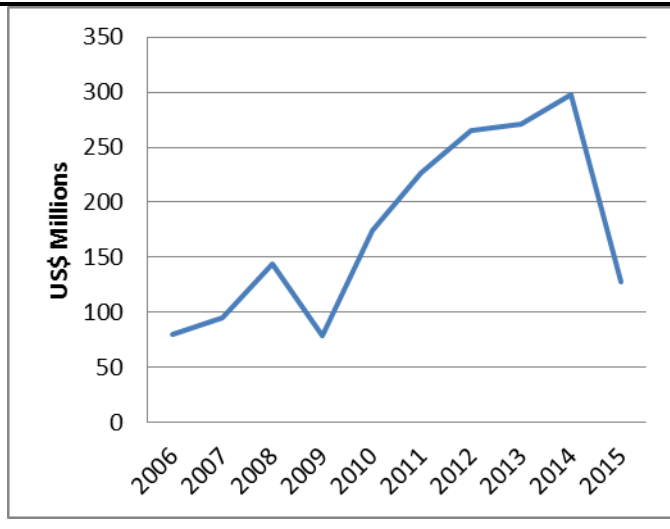
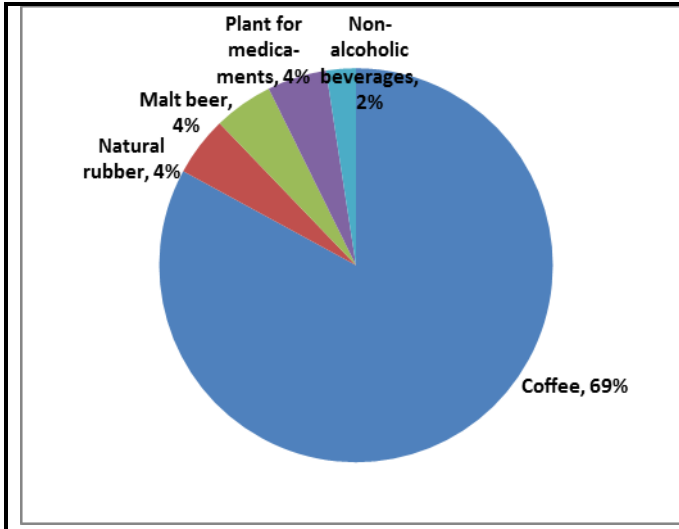


Major Agricultural Products Exported:

US – Angola Agricultural Trade

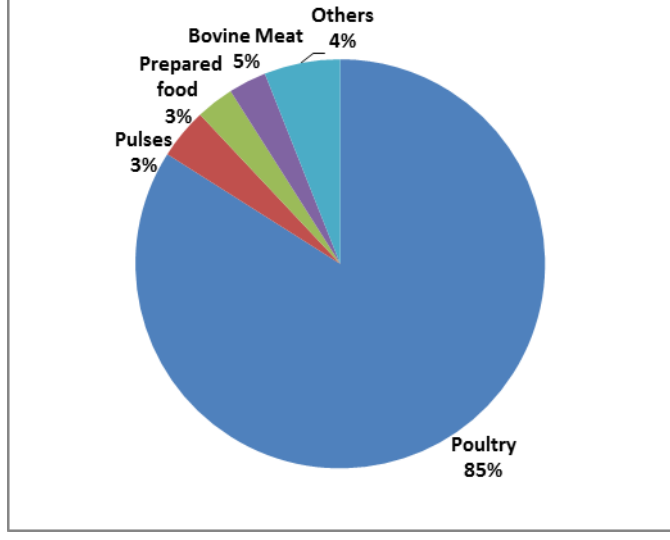
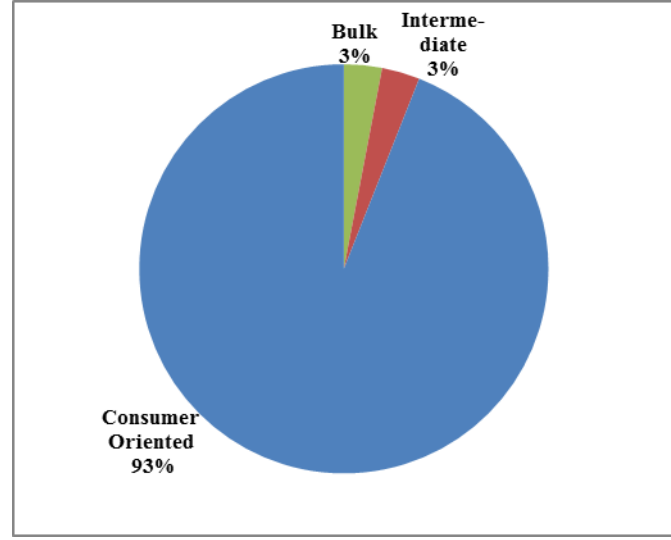
(US\$ millions)	<u>2013</u>	<u>2014</u>	<u>2015</u>
Angola ag exports to US	\$0	\$0	\$0
Angola ag imports from US	\$271	\$299	\$130

Trends in the US-Angola Agricultural Trade:



Categories of Ag Products Imported from the US:

Major Ag Products Imported from the US:



Angola Map :



--	--