

Required Report: Required - Public Distribution

Date: April 22, 2021

Report Number: E42021-0041

Report Name: Sugar Annual

Country: European Union

Post: Brussels USEU

Report Category: Sugar

Prepared By: Yvan Polet

Approved By: Bruce Zanin

Report Highlights:

EU sugar production for MY 2021/22 is forecast at 15.8 million metric tons (MT) in Raw Sugar Equivalents (RSE), a recovery of 1.1 million MT from MY 2020/21, but still 750,000 MT below the revised MY 2019/20 production. The EU sugar consumption forecast for MY 2021/22 is 16.75 million MT as consumption should recover after the COVID-19 crisis, which reduced EU sugar consumption for MY 2020/21 and MY 2019/20 to 16.6 million MT RSE. The EU sugar import forecast for MY 2021/22 is 2 million MT, similar to MY 2020/21, while the MY 2019/20 import was 2.2 million MT, including imports from the UK after Brexit. The EU sugar export forecast for MY 2021/22 remains at 1.0 million MT RSE, on par with MY 2020/21 exports and almost 0.5 million MT below MY 2019/20. Despite the EU-UK free-trade agreement, sugar trade between the EU and the UK will be limited by the rules of origin. EU sugar ending stocks for MY 2021/22 are forecast at 1.16 million MT, slightly up from MY 2020/21, but just above half of MY 2019/20 stocks.

Executive Summary

Note: Effective January 1, 2021, the separation of the United Kingdom (UK) from the European Union (EU) is complete, including trade between both entities. In this report if not indicated otherwise EU means the current EU27 without the UK. However, Production, Supply, and Demand (PSD) tables still include numbers for EU27+UK only in the columns "USDA official". The column "New Post" in the PSD tables only include EU27 (without UK). Please note that therefore "USDA official" and "New Post" cannot be compared due to different data sets.

EU sugar production for MY 2021/22 is forecast at 15.8 million metric tons (MT) in Raw Sugar Equivalents (RSE). That is a recovery of 1.1 million MT from the MY 2020/21 production, but still 750,000 MT below the revised MY 2019/20 production. Reasons for reduced production include poor average beet yields in 2020, mainly in France, Germany and Poland; and slightly lower beet acreage further damaged by the third drought in a row combined with severe attacks of beet yellows virus (BYV) disease in France and to a lesser extent in Austria, Belgium, and Germany, as aphid control through neonicotinoid seed dressing became prohibited by European authorities.

Total EU beet sugar production for MY 2021/22, including for industrial use, is forecast at 17.4 million MT RSE, a 1.2 million MT recovery from MY 2020/21. Industrial use, especially for bioethanol, is forecast to recover in MY 2021/22, driven by increased demand for blending in gasoline after the COVID-19 crisis.

EU sugar consumption is suffering from the COVID-19 outbreak as the fall in sugar consumption away from home is not fully compensated by increased sugar consumption in home cooking. Sugar consumption in the EU food processing industry is reported to be stable and early reports about increased snacking as people work from home seem to have faded rapidly. As a result, EU sugar consumption for MY 2020/21 and MY 2019/20 is reduced to 16.6 million MT RSE. The consumption forecast for MY 2021/22 is 16.75 million MT as consumption should recover after the COVID-19 crisis.

The forecast for EU sugar imports in MY 2021/22 is 2 million MT, similar to MY 2020/21, with the EU and the UK likely competing for preferential sugar after Brexit. The MY 2019/20 import was 2.2 million MT, including some imports from the UK. Going forward, sugar imports from the UK will only be possible for sugar meeting the rules of origin. The EU sugar export forecast for MY 2021/22 is maintained at 1.0 million MT RSE, on par with MY 2020/21 exports and almost 0.5 million MT below MY 2019/20. These low MY 2021/22 and MY 2020/21 export levels reflect the production deficit and will only allow supply to traditional buyers in the region, including to the UK.

EU sugar stocks at the end of MY 2021/22 are forecast at 1.16 million MT RSE, only slightly up from MY 2020/21. That is barely more than half of the MY 2019/20 ending stocks.

The EU isoglucose market continues to suffer from the strong competition of sugar, prohibiting any increase in production.

On the policy side, the EU is facing many issues simultaneously. Beyond the COVID-19 crisis and the fall-out from Brexit, the European institutions are trying to finalize the new Common Agricultural Policy (CAP) and are engaging in rolling out an ambitious stated agenda of becoming the first region to be climate neutral by 2050

through the Green Deal, Farm To Fork, and Biodiversity strategies. On trade, the EU continues negotiation efforts on free trade agreements (FTA) with Mercosur, Australia, New Zealand, and other countries.

Explanatory Notes to the reader:

- All sugar numbers are in raw sugar equivalent (RSE) unless otherwise noted.
- The Production, Supply & Demand tables (PSD) in this report only pertain to sugar as defined by Harmonized System (HS) code 1701; therefore, it excludes raw beet sugar production destined for fermentation or other industrial purposes like bioethanol production.
- The conversion factors and marketing years used in this report:
MY = marketing year; for sugar October/September.
Raw cane sugar = 1.07 X Refined cane sugar
Raw beet sugar = 1.087 X White (refined) beet sugar
- As of this report, sugar imports for EU inward processing (IP) purposes are no longer excluded from this report PSD tables. While raw sugar imported under IP is being re-exported as white sugar, it should be clear that processed products made using IP sugar and re-exported are included in the EU consumption line. Inward processing is the EU customs program under which the import duties for dairy, sugar, and starch containing commodities for processing and subsequent re-export are waived.
- EUR/USD exchange rate in 2021.



Source: ExchangeRate.com

Acknowledgements

The numbers in this report are not official USDA numbers, but were derived from official European Commission numbers and contributions from following Foreign Agricultural Service (FAS) analysts in the EU:

Xavier Audran, FAS/Paris covering France

Ornella Bettini, FAS/Rome covering Italy

Mila Boshnakova, FAS/Sofia covering Bulgaria

Monica Dobrescu, FAS/Bucharest covering Romania

Dimosthenis Faniadis, FAS/Rome covering Greece

Jana Fischer, FAS/Prague covering the Czech Republic and Slovakia

Bob Flach, FAS/The Hague covering the Netherlands, Finland, Denmark, and Sweden

Gellert Golya, FAS/Budapest covering Hungary and Slovenia

Marta Guerrero, FAS/Madrid covering Spain and Portugal

Mira Kobuszynska, FAS/Warsaw covering Poland, Lithuania, Latvia, and Estonia

Roswitha Krautgartner, FAS/Vienna covering Austria

Andreja Misir, FAS/Zagreb covering Croatia

Sabine Lieberz, FAS/Berlin covering Germany

Yvan Polet, FAS/USEU/Brussels covering Belgium and EU policy

Jennie Wilson, FAS/London covering Ireland

EU Sugar Production

EU27 Sugar, Centrifugal						
	2019/2020		2020/2021		2021/2022	
Market Year begin	October 2019		October 2020		October 2021	
In '000 MT	USDA Official EU27+UK	New Post EU27	USDA Official EU27+UK	New Post EU27	USDA Official EU27+UK	New Post EU27
Beginning Stocks	1.417	1.260	1.020	1.993	0	1.110
Beet Sugar Production	16.730	16.323	15.800	14.482	0	15.565
Cane Sugar Production	273	233	250	235	0	235
Total Sugar Production	17.003	16.556	16.050	14.717	0	15.800
Raw Imports	1.300	1.310	2.000	1.100	0	1.200
Refined Imp.(Raw Val)	800	926	1.000	900	0	800
Total Imports	2.100	2.236	3.000	2.000	0	2.000
Total Supply	20.520	20.052	20.070	18.710	0	18.910
Raw Exports	5	36	5	10	0	10
Refined Exp.(Raw Val)	1.195	1.423	995	990	0	990
Total Exports	1.200	1.459	1.000	1.000	0	1.000
Human Dom. Consumption	18.300	16.600	18.300	16.600	0	16.750
Total Use	18.300	16.600	18.300	16.600	0	16.750
Ending Stocks	1.020	1.993	770	1.110	0	1.160
Total Distribution	20.520	20.052	20.070	18.710	0	18.910

With the UK, as the fourth largest sugar producer in a tie with the Netherlands, having left the EU on January 1, 2021, the EU beet sugar production forecast for MY 2021/22 is 15.56 million MT RSE from 1.5 million ha of sugar beet. Another 235,000 MT is forecast to be produced from sugar cane in French Overseas regions of Martinique, Guadeloupe, French Guyana and Reunion island, acronymed DOM (Departement d'Outre Mer). For MY 2020/21, beet sugar production is expected to be down to 14.5 million MT RSE after severe beet yellows virus (BYV) attacks ravaged beet yields in [France](#), but to a minor extent also in Belgium, the Netherlands, and Germany, and drought affected yields from Austria all the way north to Poland. French sugar production for MY 2020/21 alone decreased by 1.8 million MT compared to the previous year. Wet weather during harvest led to delays and losses in processing in Czech Republic, Slovakia, and Spain.

The 2020 BYV debacle in France is forecast to lead to a reduction in French beet acreage for 2021 by 20,000 ha, while changes in other MS are forecast to even out. Farmers blame the BYV attack on the ban on neonicotinoids pesticides and the governments from Belgium and Poland were quick to grant a new derogation from the neonicotinoid ban for 2021. In Germany, a derogation was issued only for the most affected regions, covering about one-third of the German sugar beet area. The French government had to pass an emergency bill in parliament to grant a 3-year limited suspension of the ban. The lack of profitability of growing sugar beet for farmers also has consequences for processors. In Belgium, a new beet farmer cooperation definitely shelved its plans for a new beet processing plant that was planned to be operational for the 2023 beet harvest, while in Croatia decreasing interest in growing sugar beet will probably leave only one beet processing plant operational in MY 2021/22. In France, reflecting the turmoil in the industry, the board of the sugar giant cooperative

TEREOS was overturned by opponents of the CEO, which sacked him and his deputies, accusing him of overinvesting in France's sugar sector's foreign competitors instead of focusing on the French sugar sector. EU numbers for MY 2019/20 were revised up to 16.3 million MT with mainly France and Germany having higher sugar productions than previously expected.

Production forecasts for MY 2021/22 and updates for MY 2019/20 and MY 2010/21

EU sugar beet production									
	Area, thousands of Hectares			Sugar beet yield in MT per Hectare			Sugar content in percentage		
	19/20	20/21	21/22	19/20	20/21	21/22	19/20	20/21	21/22
Austria	27.5	26.3	35.0	71.0	80.0	70.0	16.60	16.30	17.00
Belgium	58.6	57.2	54.5	88.5	84.8	87.0	17.60	17.40	18.00
Denmark	29.0	33.3	34.0	80.7	71.1	72.0	15.50	16.60	16.50
Finland	10.5	11.0	11.5	47.6	41.1	42.0	14.80	15.30	15.20
France	447.0	421.0	400.0	85.1	62.7	85.0	18.00	17.00	18.00
Germany	409.0	386.0	390.0	73.0	73.0	74.0	17.60	17.90	18.00
Greece	1.4	1.2	0.7	59.7	58.0	57.1	13.50	13.50	13.50
Italy	30.2	27.4	27.8	60.4	69.8	63.4	12.80	14.60	14.40
Netherlands	80.8	83.5	82.0	83.9	82.2	82.5	16.30	16.10	16.50
Spain	30.8	28.5	29.0	94.0	90.0	90.0	16.26	17.51	17.40
Sweden	27.2	29.8	30.0	74.0	70.0	70.0	14.40	15.00	15.00
Czech Republic	57.5	57.1	56.0	60.9	63.0	65.0	16.90	15.90	17.30
Hungary	14.1	13.3	13.5	58.4	59.8	60.0	15.20	15.60	15.60
Lithuania	14.8	15.0	14.0	67.8	65.6	65.0	17.20	17.50	17.20
Poland	241.0	251.0	245.0	57.5	59.5	65.0	16.90	15.50	17.00
Slovakia	23.5	21.7	21.5	56.5	62.0	64.0	15.30	14.45	16.00
Romania	22.7	23.7	24.0	40.4	37.0	39.0	16.50	16.50	15.50
Croatia	11.6	11.0	11.0	61.2	60.0	63.6	16.00	16.00	16.00
Total EU	1,537.2	1,498.0	1,479.5						

Source: FAS/USEU based on data from FAS analysts in EU MS.

Total Sugar Beet Production Including Additional Production for Non-food Industrial Use

EU Beet Sugar Production (raw value)				
	in ,000 MT	2019/20	2020/2021	2021/22
EU Sugar Production		16,323	14,482	15,560
Industrial Use		1,840	1,734	1,840
Total EU Beet Sugar Production		18,163	16,216	17,400

Source : FAS/USEU calculation based on contributions from FAS analysts in EU MS.

Total EU beet sugar production for MY 2021/22, including for industrial use, is forecast at 17.4 million MT RSE. This is a 1.2 million MT rebound from MY 2020/21, mainly in France, while Poland also hopes to recover from last year's drop in sugar production. However, this is still a decrease compared to MY 2019/20, resulting from the lower acreage in France, Belgium, and Germany. The industrial use of raw sugar juice for fermentation and

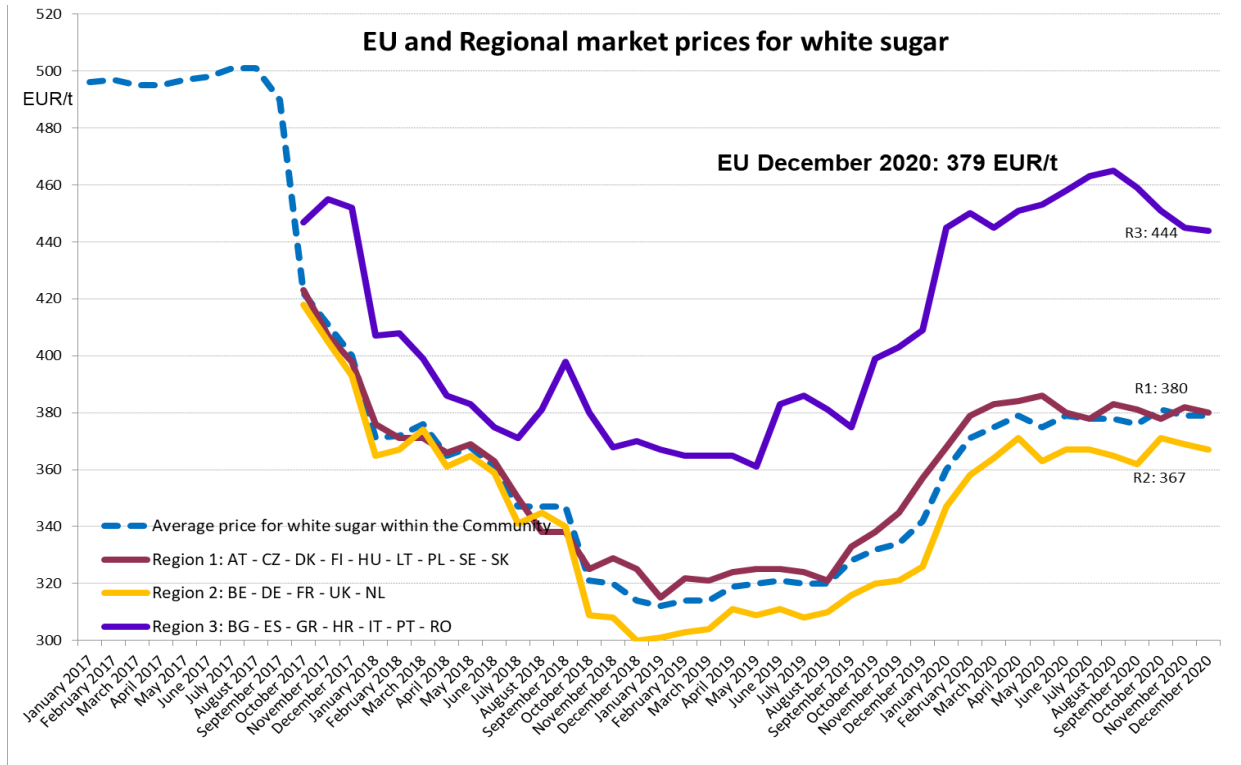
bio-ethanol production is forecast to recover in MY 2021/22, after a decrease in MY 2020/21, as bioethanol production is expected to increase again, mainly in France, in line with a higher bioethanol consumption after the COVID-19 crisis. For more information about the bioethanol market see the FAS GAIN Report – [EU Biofuels Annual 2020](#).

Consumption

EU sugar consumption is forecast to recover in MY 2021/22 after suffering from the COVID-19 outbreak in MY 2019/20 and MY 2020/21 as the increased sugar consumption in home cooking did not fully compensate for the loss in away-from-home eating as a result of COVID-19 measures. Increased snacking as people work from home in response to the COVID-19 related lockdowns proved to be too small to compensate for the loss. EU sugar consumption in MY 2021/22 is forecast to remain below COVID-19 levels after it had been stable in recent years, when the strengthening trend for lower sugar consumption was offset by the increase in population. Food processors across the EU are responding to consumer and health authorities' pressure to reduce sugar content in food through reformulating products. MS keep considering sugar taxes, with Poland the latest MS to introduce a sugar tax in the summer of 2020.

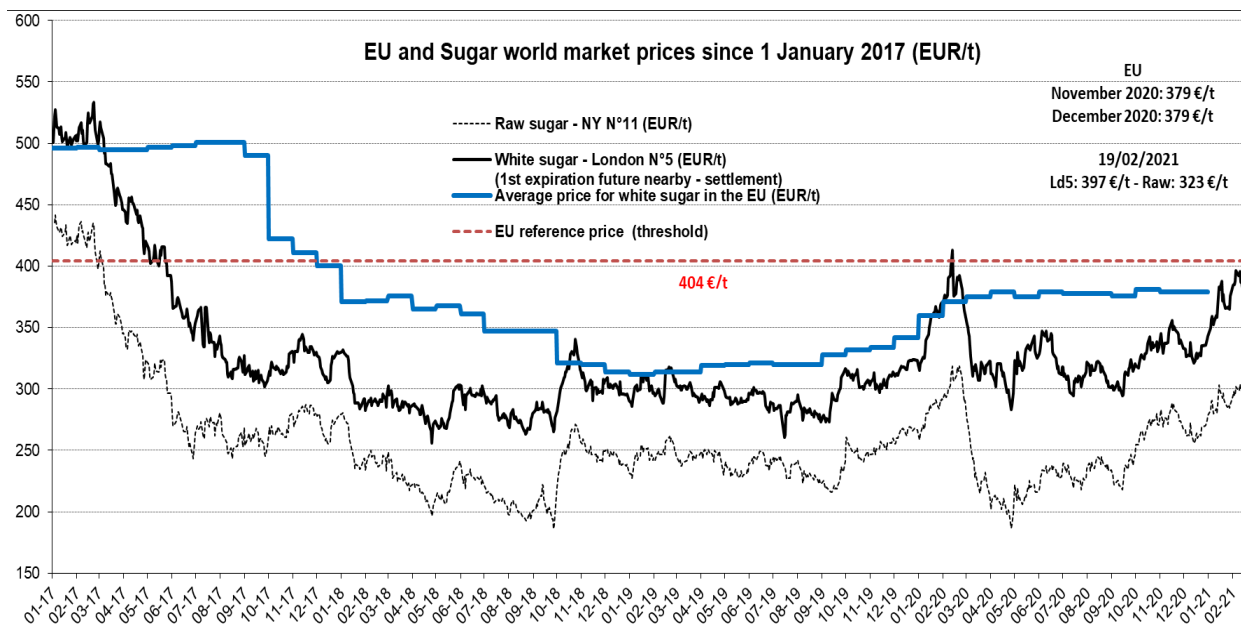
The difference in sugar availability in the EU market between the core producing MS (Region 2: Belgium, France, Germany, the Netherlands, and the UK) and EU MS in the periphery (Region 3: Bulgaria, Romania, Greece, Croatia, Italy, Spain, and Portugal) leads to price differentiation as shown in graph 1 below. The departure of the UK at the beginning of 2021 is not expected to lead to a major change in prices in Region 2, although the UK was a net sugar importer from this zone and it is still unclear how much of this trade will be maintained. While this price reporting is dominated by contractual sales, including from long-term contracts, and therefore does not reflect spot prices, it still indicates market dynamics. The impact of the market disruption by COVID-19 is reflected in graph 2 below, with temporary price decreases in the sugar producing MS, while prices continued to increase in the net importing MS until the end of MY2019/20. As a result, the price spread between the main sugar producing region 2 and the sugar deficit region 3 has increased, generating higher margins for EU sugar refiners and less efficient beet sugar processors in region 3. This price spread has subsided again at the beginning of MY 2020/21.

Graph 1: EU Regional Prices for White Sugar



Source: European Commission

Graph 2: EU Market Price and World Market Prices after the End of the EU Quota Regime



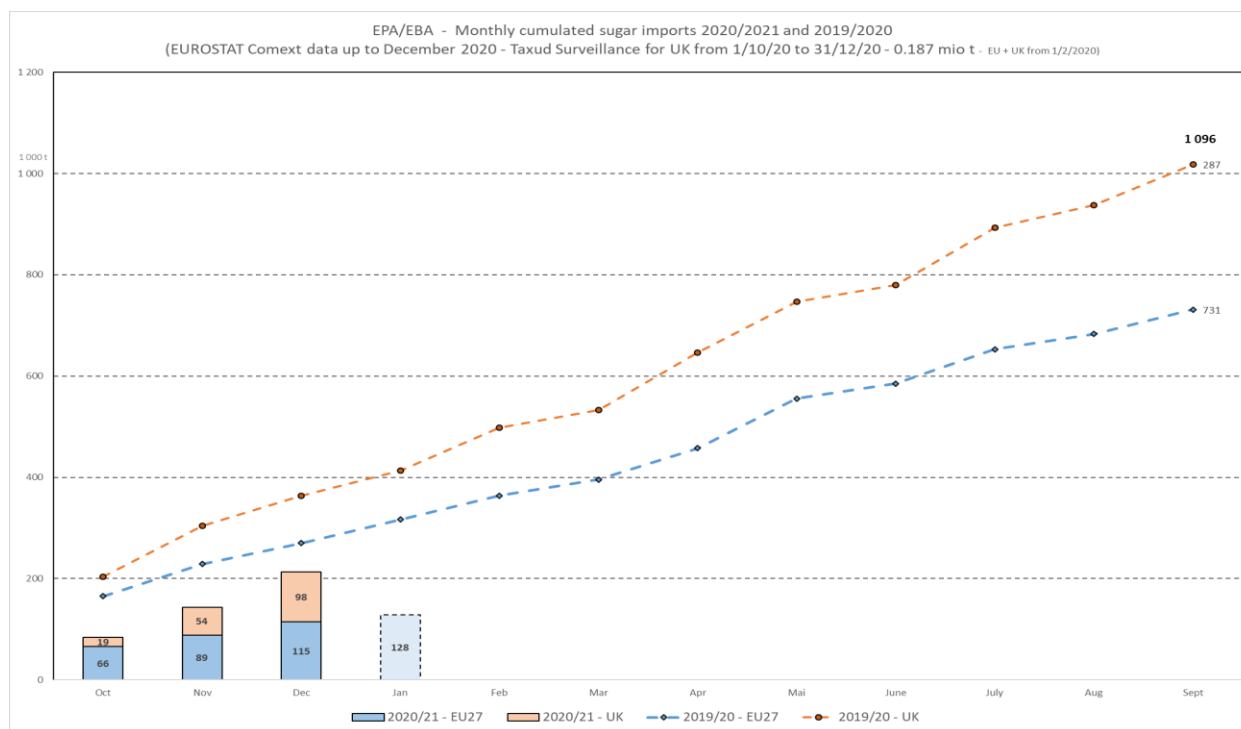
Source: European Commission

Trade

Imports

EU sugar imports in MY 2021/22 are forecast at 2 million MT. However, this highly depends on how EU sugar trade pans out with the UK after Brexit became final on December 31, 2020, despite the [EU-UK Trade and Cooperation Agreement](#) (TCA), which was concluded on December 24, 2020, providing for duty-free sugar trade. Because of agreed [rules of origin](#), the UK can no longer export refined sugar made from imported non-originating¹ raw sugar to the EU duty-free (and vice versa). Further, UK sugar prices may trend higher compared to EU prices, attracting EU imports, and the EU will compete with the UK for preferential sugar. As the UK is maintaining duty-free access for sugar from African, Caribbean and Pacific (ACP) countries and Least Developed Countries (LDCs), it seems unlikely that enough imports at zero duty under the [Everything-But-Arms](#) (EBA) agreement and from FTA quota will be available for both the EU and UK market and EU importers may need to use the CXL² quotas that carry a €98/MT duty. Only a quarter of CXL quotas were used in MY 2019/20³ and only Brazil filled its 11 percent duty CXL quota, as has India⁴, till the end of 2020. Graph 3 below shows EU and UK sugar imports from LDCs.

Graph 3: EU and UK Imports from EBA Countries



Source: European Commission

¹ Originating sugar for EU-UK bilateral trade only includes sugar produced in the EU and the UK, or sugar that has been significantly processed according to the rules of origin agreed in the TCA.

² CXL import quota are part of the EU's market access concessions in the GATT trade negotiations.

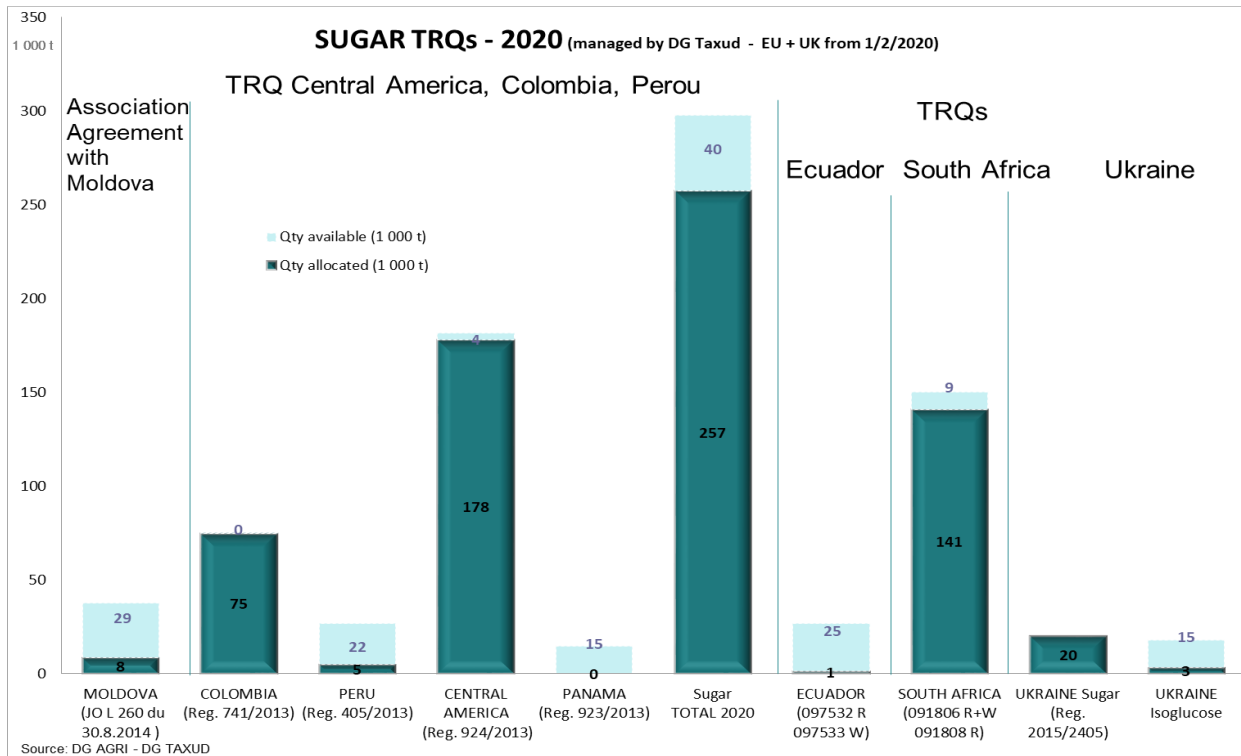
³ <https://ec.europa.eu/info/sites/info/files/food-farming-fisheries/farming/documents/sugar-trq-2019-20.pdf>

⁴ <https://ec.europa.eu/info/sites/info/files/food-farming-fisheries/farming/documents/sugar-trq-2020-21.pdf>

Imports into tariff rate quotas (TRQs) under FTA's are expected to remain stable, as the only new FTAs in 2020 is the [EU-Vietnam FTA](#), which entered into force on August 1, 2020 and provides for a sugar TRQ of 20,000 MT RSE. See the latest quota fill in graphs 4 and 5.

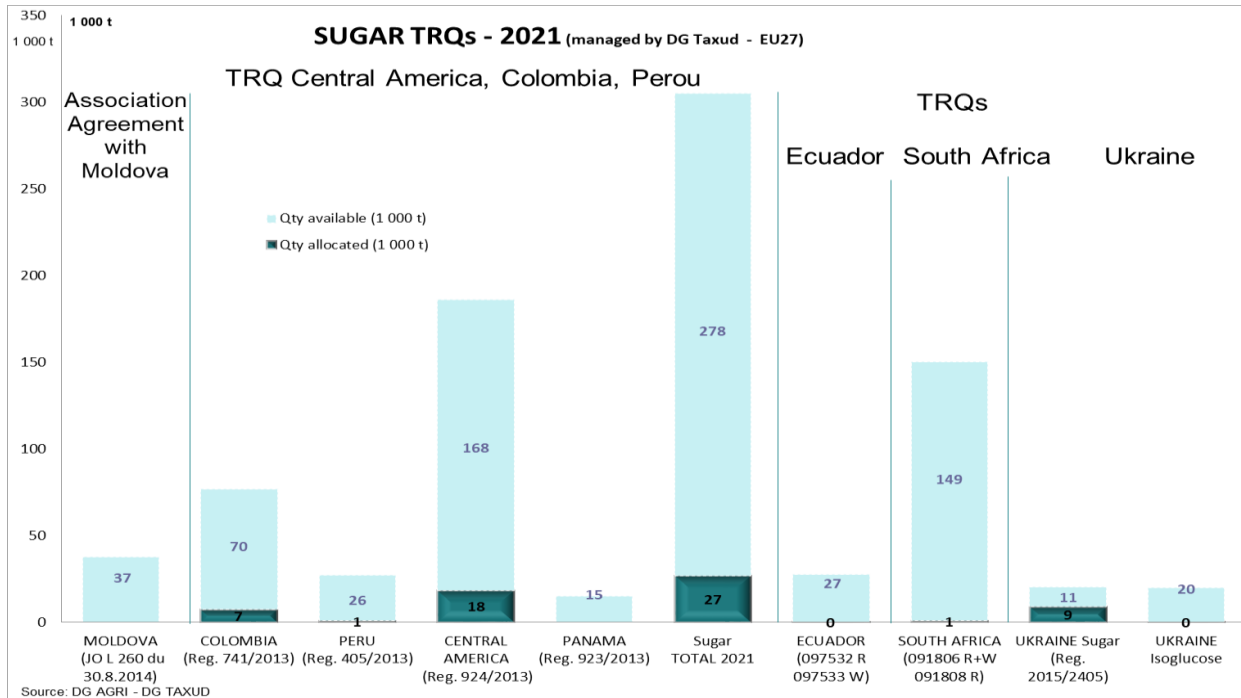
The MY 2019/20 EU sugar imports were 2.2 million MT RSE. Graph 6 shows total EU+UK imports for MY 2019/20.

Graph 4 – Sugar TRQs 2019-2020 Use (EU+UK)



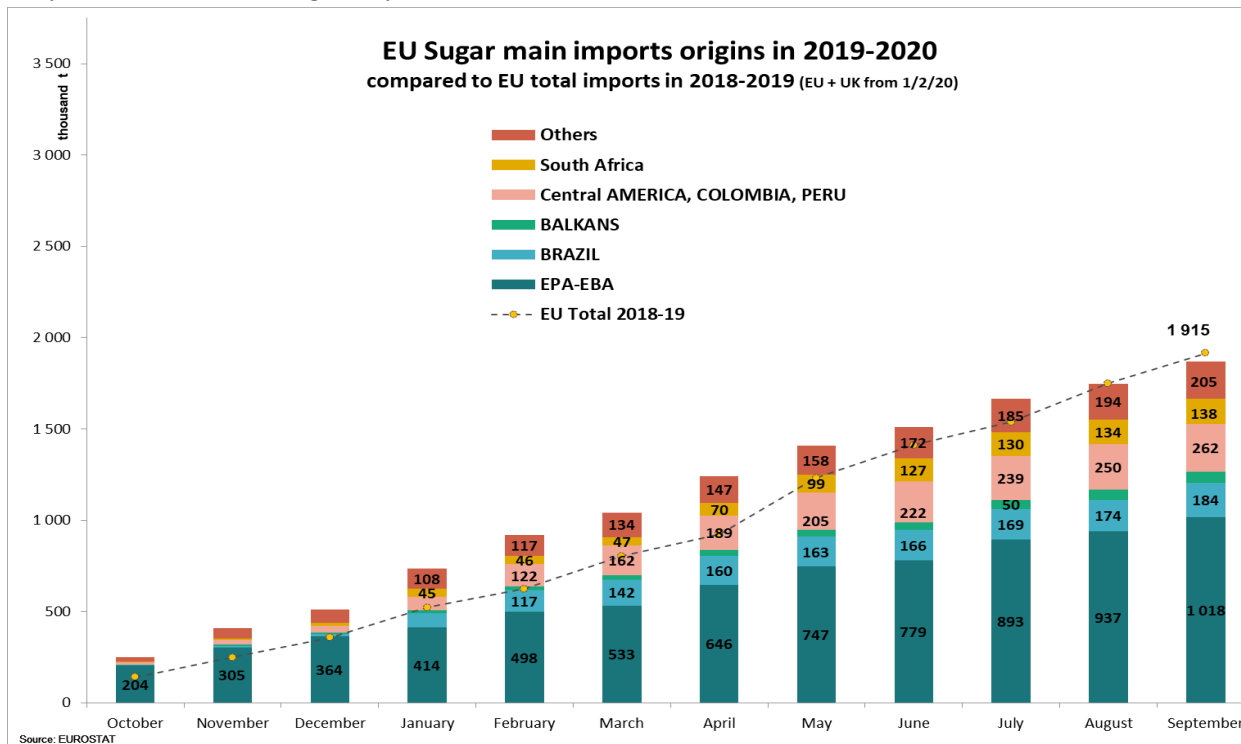
Source: European Commission

Graph 5 – Sugar TRQs 2020-2021 Use (EU only, till 02/19/2021)



Source: European Commission

Graph 6 - Total EU+UK Sugar Imports in MY2019/20

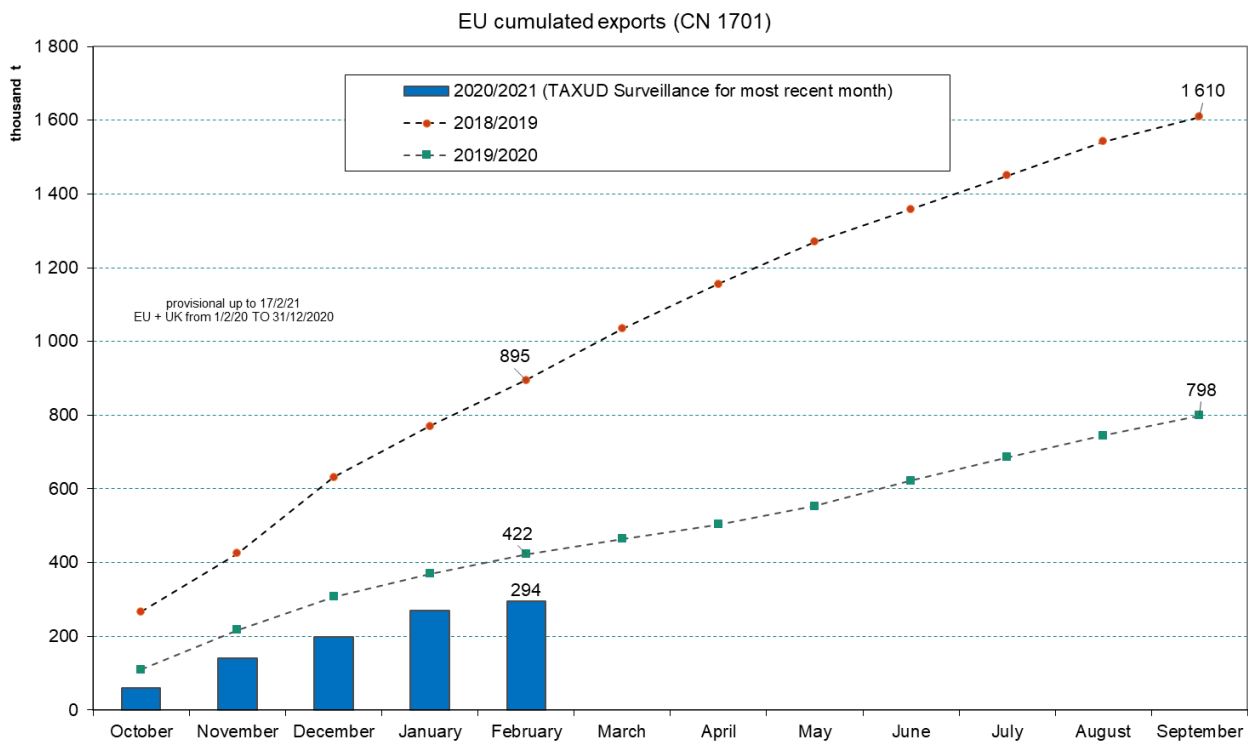


Source: European Commission

Exports

The EU sugar export forecast for MY 2021/22 is 1.0 million MT RSE, similar to MY 2020/21 exports. These low MY 2021/22 and 2020/21 export levels reflect the EU sugar production deficit and will only allow supply to traditional buyers. While EU sugar exports to the UK face the same rules of origin after January 1, 2021, it is not expected to have the same impact as on imports from the UK as they only affect refiners processing imported raw sugar, which is small compared to domestic production. Note that the numbers in below graph 7 are almost exclusively white sugar exports, hence the gap with this report's PSD.

Graph 7 – EU cumulated exports for CN 1701



Source: European Commission

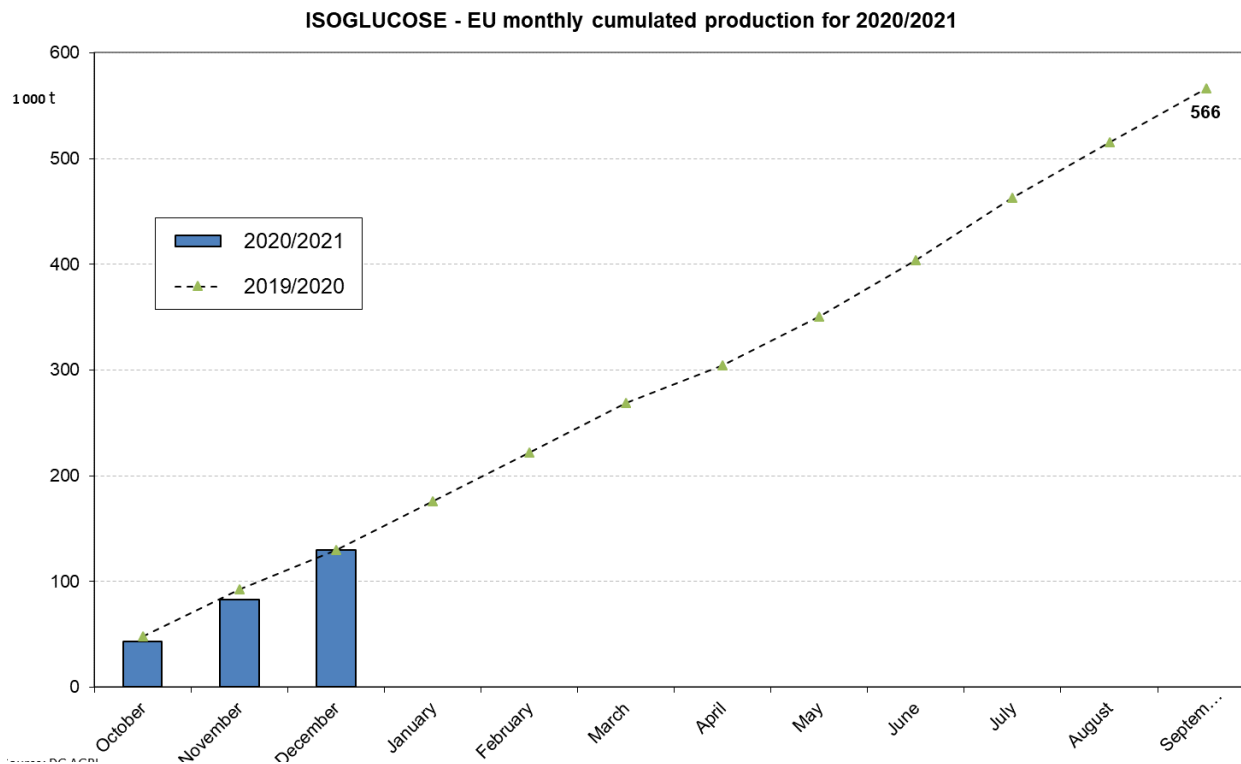
Stocks

EU sugar stocks at the end of MY 2021/22 are forecast at 1.16 million MT RSE, slightly up from 1.1 million MT in MY 2020/21. The MY 2019/20 ending stock number was reviewed to 2 million MT in line with the increase in sugar production and a decrease in consumption as a consequence of the COVID-19 crisis.

Isoglucose

Isoglucose production in the EU is forecast to remain stable in 2021 compared to previous years as can be seen in below graph 8. Increasing EU sugar prices could be expected to be beneficial for isoglucose producers, but prices for wheat and corn, the two main raw materials for isoglucose, have soared as well as a result of heavy buying from China. There was a short-lived increase in production after the end of the EU sugar quota regime, but isoglucose had a hard time competing with low EU sugar prices. As a result, a new Hungarian plant, opened in 2017, has difficulties coming online, all the more as the COVID-19 crisis has reduced demand for soft-drinks in Hungary.

Graph 8 – Isoglucose – EU monthly production



Source: European Commission

Policy

COVID-19 Mitigation Measures

As the COVID-19 outbreak in Europe largely arrived in between beet processing seasons, the EU sugar sector was barely affected by it, except some enhanced labor protection measures slightly delaying the MY 2019/20 interseasonal refining of thick juice stocks. While the 2020 sugar beet processing campaign proceeded as the second COVID-19 wave raged through many MS, no significant beet processing disruptions were reported, at least partly helped by the reduced beet quantities because of the drought and the BYV attacks during the 2020

growing season. No special market measures were made available for sugar, while the sector could access MS-provided state aid for mitigating the economic fall-out from COVID-19. Most MS provide generic aid measures, such as flexible loans or delayed taxation to their whole economy. The full list of state aid can be found here: https://ec.europa.eu/competition/elojade/isef/index.cfm?fuseaction=dsp_sa_by_date.

New CAP, Green Deal, Farm To Fork (F2F) and Biodiversity Strategies

On June 1, 2018, the European Commission (EC) published its [proposals](#) for the next Common Agricultural Policy (CAP), which should have started from 2021. From the beginning it was evident that, given the European elections in May 2019, it would be up to the newly elected institutions to finalize the agreement and that an extension of the current CAP would be needed to bridge the gap. In December 2019, the new Von der Leyen Commission announced its [Green Deal](#) plan to make the EU climate neutral by 2050. It includes the [Farm to Fork](#) (F2F) Strategy and the EU [Biodiversity Strategy](#) as roadmaps for enhancing food and agricultural sustainability in the EU by 2030. The EU sees its Green Deal and accompanying strategies as its way of achieving [Paris Climate Agreement](#) and other [UN Sustainable Development Goal](#) commitments.

These strategies are communications without hard legal basis. They aim to support the Green Deal's objectives by gradually changing the way agriculture operates. The strategies project reduction targets such as the use of chemical pesticides, fertilizers and pollution and the legal changes should be introduced through the new CAP. Other goals include an increase in nature conservation areas to 30 percent, 10 percent of environmental set-aside and 25 percent of land for organic farming. The co-legislators in the European Parliament (EP) and Council are currently in the 'Trilogue' phase, finalizing the CAP agreement. Because of this delayed CAP, a transitional Regulation (Regulation 2020/2220) for the years 2021-2022 was adopted, allowing continued payments to farmers and other CAP beneficiaries and extending most of the CAP 2014-20 rules through 2022. During these years, funding will be drawn from the new Multi-annual Financial Framework 2021-2027 (MFF). The new MFF (€1,074.3 billion), in combination with an extraordinary COVID-19 recovery effort known as the Next Generation EU (€750 billion), offer a [€1.8 trillion package](#) to help the EU rebuild after the pandemic and support investment in the green and digital transitions. The new MFF proposal includes €356.4 billion for the new CAP and Fisheries policy, of which €239.9 billion for direct payments, €19.7 billion for market measures (together Pillar I) and €77.9 billion for rural development (Pillar II) for the 2021-2027 period. Member States will have to develop individual 'CAP Strategic Plans', setting out how they intend to meet the EU-wide objectives. The Commission wants to strengthen the environmental aspect of CAP transforming the current "green" payments, which are tied to 30 percent of the direct payments, and introduced the concept of eco-schemes, an incentive payment scheme for care of the environment and climate. These green/climate elements might have a direct impact on the trade relations, as the European Commission is trying to set global standards.

For the sugar sector, it is expected that the voluntary coupled supports (VCS) from the previous CAP will be maintained to some level. Some members in the EP, supported by the [International Confederation of European Beet Growers](#) (CIBE), have suggested to revive the intervention storage for sugar given the continued sugar crisis since the end of the EU sugar quota regime in 2017. This led the EU sugar users association CIUS to publish a [warning](#) against reversing the EU sugar market liberalization because of the impact on the EU food industry.

Brexit Update

The United Kingdom (UK) formally left the European Union on January 31, 2020, and the one-year transition period ended on December 31, 2020, in which it continued to fully comply with EU rules and legislation. During this transition period, both parties negotiated a [Trade and Cooperation Agreement](#) (TCA) on their future relationship, which was only concluded on December 24, avoiding a no deal outcome (hard Brexit). The EU and the UK agreed on duty-free trade for sugar for originating sugar. Early trade problems occurred because of the Brexit impact of the [rules of origin](#), for which the EU also provides specific [guidance](#). The EC also published a specific [guide](#) on the use of EU Tariff Rate Quotas (TRQ).

The UK government published its post-Brexit [tariff schedule](#) that applies from January 1, 2021. The MFN tariff for refined sugar is £350/MT (€419/MT), while the MFN tariff for raw sugar for refining carries a £280/MT (€339/MT) duty. The UK is providing a duty-free TRQ of 260,000 MT for raw cane sugar for refining for one year. The UK further published the full [list](#) and details of the TRQs that it intends to operate as agreed with the EU on splitting EU quotas.

Attacks on EU-Mercosur Trade “Agreement in Principle” Intensify

On June 28, 2019, the EU reached a trade “[Agreement](#)⁵ in Principle” with the four member countries of Mercosur (Argentina, Brazil, Paraguay, and Uruguay). The details of this agreement, that provides for a new 10,000 MT duty-free import quota for Paraguay, while Brazil would see the in-quota duty eliminated on 180,000 MT of its WTO quota, still need to be elaborated and its implementation, on a provisional basis, is years away. Nevertheless, intensifying discussions on climate change mitigations and further environmental restrictions as the EU is discussing its Green Deal and F2F proposals, as well as criticism from EU farmers, MS and EP, have put into question the future of this FTA. The number of MS that have already clearly stated that they will not ratify the EU-Mercosur agreement continues to increase.

Pesticide Policy - Neonicotinoids

In 2018, the European Commission banned the use of three neonicotinoids (clothianidin, imidacloprid, thiamethoxam), except for use in greenhouses, because of their harmful effect on wild bees and honeybees. These neonic pesticides are important for sugar beet production, since they used to be applied to seed to prevent aphid infestations in sugar beets. Aphids spread many diseases including viruses such as the beet yellows virus (BYV) which leads to beet dwarf jaundice, a disease that can cut yields by half. Since the ban in 2018, about 15 MS have requested 74 emergency derogations for their use, for which over 50 percent was for the use on sugarbeets. This procedure allows individual MS to apply for a three-month emergency authorization for the use of a banned substance, in case they can prove that its use is safe for their particular case and there is no alternative available.

In 2020, Austria, Belgium, Croatia, Czech Republic, Denmark, Finland, Hungary, Lithuania, Poland, Romania, Slovakia, Slovenia, and Spain had exemptions on the neonicotinoid ban in place for use in sugar beet seed coating for one or more on the banned active substances. After the severe yellows virus attacks in 2020, France and Germany also provided an exemption for 2021.

⁵ <https://ec.europa.eu/trade/policy/in-focus/eu-mercrosur-association-agreement/>

Related reports from FAS Post in the European Union:

Country	Title	Date
Poland	Poland Taxes Soft Drinks and Energy Drinks	03/03/2021
United Kingdom	EU-UK Trade Agreement - Potential Impacts of Rules of Origin	01/11/2021
Belgium	Belgium Extends Neonicotinoid Use on Sugar Beet Seed for 2021	11/24/2020
European Union	The EU Adopts Countermeasures Against US Exports Following WTO Ruling on Boeing	11/10/2020
European Union	Sugar Semi-annual	09/30/2020
France	France's Sugar Beet Crop Devastated by Disease - Sugar Industry's Viability Threatened	08/13/2020

The GAIN Reports can be downloaded from the following FAS website:

<http://gain.fas.usda.gov/Pages/Default.aspx>

Attachments: [Sugar- Centrifugal European Union.docx](#)