

**Required Report:** Required - Public Distribution

**Date:** October 03, 2024

**Report Number:** RP2024-0033

## **Report Name:** Poultry and Products Annual

**Country:** Philippines

**Post:** Manila

**Report Category:** Poultry and Products

**Prepared By:** Jillian Kazumi Ipac

**Approved By:** Michael Ward

### **Report Highlights:**

FAS Manila forecasts 2025 chicken meat imports to grow slightly, reaching 480,000 MT as demand continues to outpace domestic supply. Chicken meat production in 2025 is expected to increase at 1.63 MMT ready-to-cook (RTC), up by about 4 percent year-on-year. This expansion will be supported by a decline in feed costs, fewer areas affected by the highly pathogenic avian influenza (HPAI), and adverse impacts of African swine fever (ASF) on pork production. However, challenges such as the tight supply of day-old-chicks will temper the growth of chicken meat production. FAS Manila estimates 2025 consumption of chicken meat at 2.11 MMT RTC, buoyed by economic and population growth, slower inflation, and the prevalence of ASF.

## Executive Summary

FAS Manila forecasts 2025 chicken meat imports to increase slightly as strong demand outpaces production growth. Chicken meat production is forecast to expand by nearly 4 percent in 2025 as industry growth benefits from declining feed costs, particularly soybean meal, a stable avian influenza situation, and continued challenges in the swine sector due to African swine fever (ASF). Domestic chicken meat and egg production are expected to increase 3 percent for 2025, driven mostly by an increase in chicken meat production.

FAS Manila also revises 2024 chicken meat production higher due to above-average production growth in first and second quarters relative to the same period in 2023.

<b>Table 1. Meat and Egg Production, 2023 to 2025 (1000 MT)</b>				
<b>Commodity</b>	<b>2023</b>	<b>2024E</b>	<b>2025F</b>	<b>%Δ</b>
<b>Total</b>	<b>3,462</b>	<b>3,543</b>	<b>3,654</b>	<b>3.1</b>
Beef (CWE)	182	183	184	0.5
Pork (CWE)	1,050	1,040	1,060	1.9
Chicken (RTC)	1,499	1,570	1,630	3.8
Chicken Eggs	731	740	750	1.4

Sources: Philippine Statistics Authority (beef, chicken, & eggs); FAS Manila (pork estimates and forecasts)

Note: This is not USDA Official data. Please see FAS-Manila's [Livestock and Products Annual](#) for pork and beef estimates and forecasts.

## CHICKEN

### Production, Supply, and Distribution (PSD)

Table 2. Meat, Chicken Market Year Begins Philippines	2023		2024		2025	
	Jan 2023		Jan 2024		Jan 2025	
	USDA Official	New Post	USDA Official	New Post	USDA Official	New Post
Beginning Stocks (1000 MT)	48	48	43	50	0	40
Production (1000 MT)	1499	1499	1540	1570	0	1630
Total Imports (1000 MT)	438	437	465	470	0	480
Total Supply (1000 MT)	1985	1984	2048	2090	0	2150
Total Exports (1000 MT)	0	0	0	0	0	0
Human Consumption (1000 MT)	1942	1934	1998	2050	0	2110
Other Use, Losses (1000 MT)	0	0	0	0	0	0
Total Dom. Consumption (1000 MT)	1942	1934	1998	2050	0	2110
Total Use (1000 MT)	1942	1934	1998	2050	0	2110
Ending Stocks (1000 MT)	43	50	50	40	0	40
Total Distribution (1000 MT)	1985	1984	2048	2090	0	2150
(1000 MT)						
OFFICIAL DATA CAN BE ACCESSED AT: <a href="#">PSD Online Advanced Query</a>						

Note: PSD includes skin and mechanically deboned meat (MDM); This is not USDA Official.

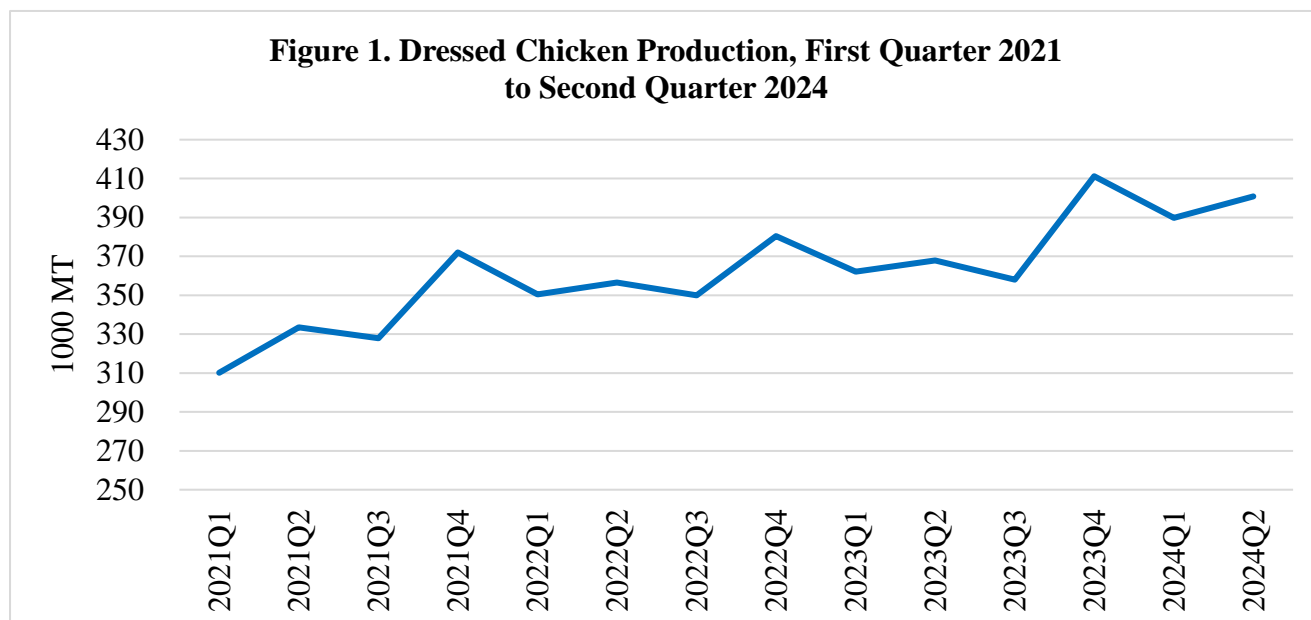
### Production

FAS Manila forecasts 2025 chicken meat production to reach 1.63 million metric tons (MMT) ready-to-cook (RTC), up nearly 4 percent compared to 2024. Despite high operating costs, primarily due to high domestic corn prices, the chicken meat sector rapidly expanded in the first and second quarters of 2024. FAS Manila anticipates that this growth will generate positive momentum for 2025. The recent decline in imported soybean meal prices, another major component of the broiler feed ration, will carry into 2025 and help offset some of the corn cost in the ration overall.

Additionally, FAS Manila revises the 2024 production estimate up to 1.57 MMT RTC as the remaining areas with [highly pathogenic avian influenza \(HPAI\)](#) in the country decreased. Improvements in biosecurity practices among some broiler operators also contribute to higher production for 2024.

Some industry players, however, expect that tight supply of day-old-chicks (DOC) and hatching eggs will weigh on chicken meat production growth in 2025. The DOC imports in 2024 were lower than same period in 2023, translating to a surge in DOC prices. The limited supply of breeding stock is further applying pressure on the growth potential of the chicken meat sector. Higher prices mean

more commercial raisers are willing to load DOCs and turn them into broilers 28-35 days later. The elevated DOC prices will temper production growth in the rest of 2024 and 2025.



Source: [Philippine Statistics Authority](#)

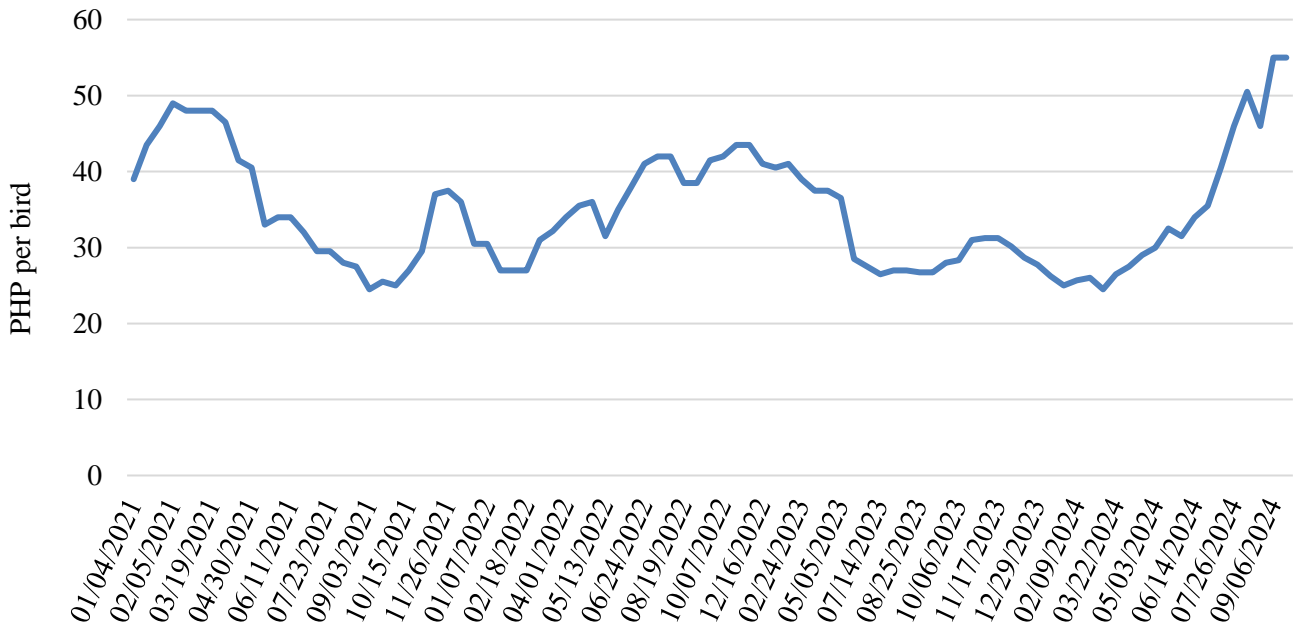
Note: Liveweight was converted to RTC using 77 percent dressing percentage.

Region	2022	2023	2023S1	2024S1	%Δ
<b>Philippines</b>	1,437,322	1,499,139	729,933	790,600	8
Central Luzon	500,404	504,669	243,755	260,037	7
CALABARZON	239,746	260,578	134,716	146,000	8
Northern Mindanao	136,402	137,370	64,141	66,848	4
Western Visayas	96,974	101,583	49,113	51,915	6
Central Visayas	81,979	88,103	38,876	54,107	39
Ilocos Region	66,722	70,402	35,805	33,893	-5
SOCCSKSARGEN	71,336	67,600	34,881	34,659	-1
Davao Region	59,047	65,148	30,365	36,963	22
Cagayan Valley	39,587	39,843	19,596	19,384	-1
Eastern Visayas	41,642	52,115	22,910	26,437	15
Bicol Region	44,119	46,505	24,241	24,680	2
Zamboanga Peninsula	27,975	29,264	13,627	14,830	9
Caraga	10,910	12,881	6,362	6,626	4
MIMAROPA	10,267	11,557	6,142	8,279	35
CAR	4,958	5,080	2,618	2,638	1
BARMM	4,563	5,614	2,353	2,886	23
NCR	691	826	430	420	-2

Source: [Philippine Statistics Authority](#)

Note: Liveweight was converted to RTC using 77 percent dressing percentage.

**Figure 2. Day-Old Chick Prices, January 2021 - Second Week September 2024**

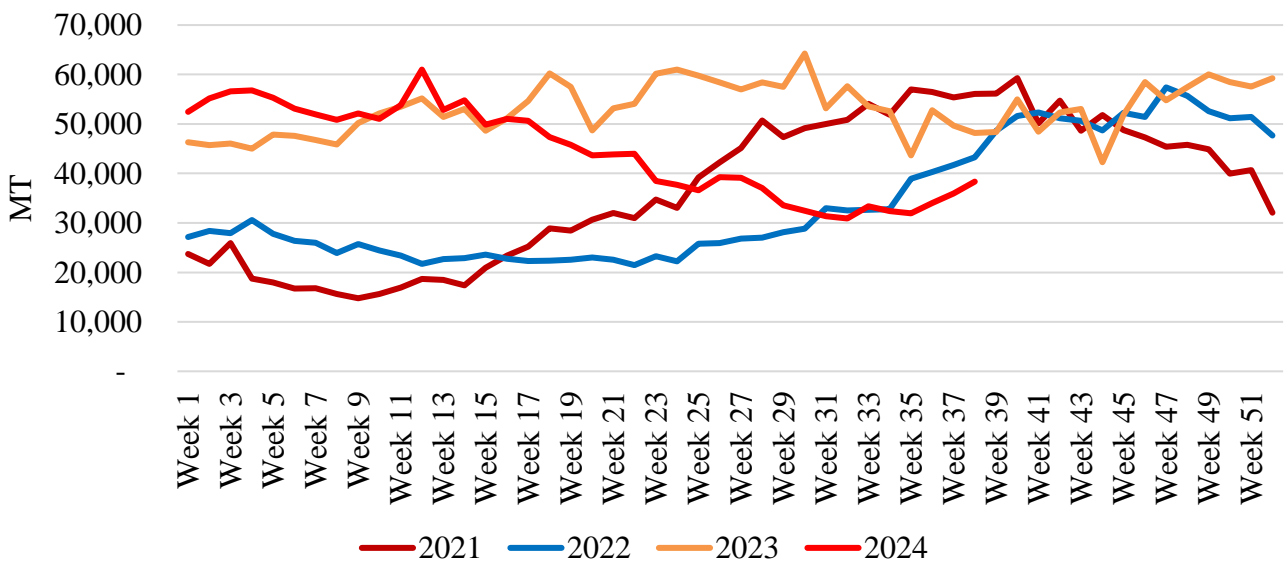


Source: United Broiler Raisers Association

**Inventory**

FAS Manila forecasts ending stocks in 2025 at 40,000 MT RTC. Frozen chicken meat in accredited cold storage facilities, excluding mechanically deboned meat (MDM), has dropped by 15 percent from January 2024 to mid-September 2024 as consumption, spurred by economic growth, remains strong.

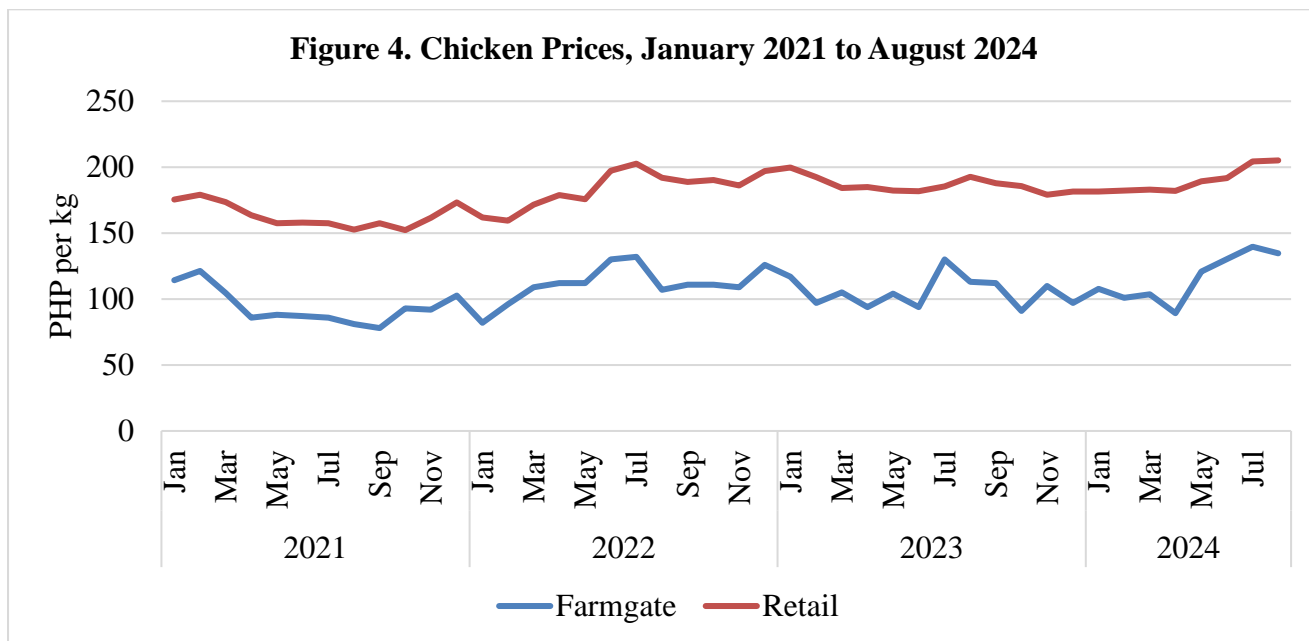
**Figure 3. Frozen Chicken Meat Inventory (excluding MDM)**



Source: [Department of Agriculture-National Meat Inspection Service](#)

## Prices

FAS Manila forecasts 2025 retail chicken meat prices to remain elevated, relative to the average prices in 2021 (prior to the HPAI outbreak). Retail prices of chicken meat have exhibited an uptrend since April 2024 amid higher farmgate prices, driven by the surge in DOC prices – the second top contributor to production costs, after the cost of feed.



Source: [Philippine Statistics Authority](#) (Metro Manila retail prices); United Broiler Raisers Association (farmgate prices)

## Consumption

FAS Manila forecasts chicken meat consumption to increase to 2.11 MMT RTC. Chicken meat consumption is estimated to grow faster than the other main animal proteins produced in the Philippines, buoyed by a robust economic growth, a sustained increase in population, and the continued impact of ASF on the swine sector. The [Philippine Central Bank](#) also expects that inflation will ease and settle within the government's target for 2024 and 2025, thereby supporting household consumption. Additionally, the expansion of the food service sector will push up demand for chicken meat and other meat products. The [Euromonitor](#) projects the food service sector to expand at a compound annual growth rate (CAGR) of 8.6 percent from 2022 to 2027, outpacing the ASEAN region's CAGR at 6 percent. Notably, Philippine food service sector is estimated to rapidly grow by about 20 percent in 2024 and 16 percent in 2025.

FAS Manila also revises the 2024 estimate for chicken consumption, accounting for the above-average growth in chicken production and the spike in ASF cases that adversely affected pork production in the third quarter of 2024.

## Trade

FAS Manila estimates chicken meat imports to grow slightly in 2025 to 480,000 MT RTC. The price competitiveness of imported chicken products vis-à-vis domestically produced remains very attractive, especially for food service and institutional buyers seeking to maintain specific price points. The issuance of [Executive Order No. 62 \(2024\)](#) is expected to facilitate trade and augment local supply of agricultural commodities such as chicken meat, helping meet the strong market demand over the medium-term. Under this Executive Order, the tariff on MDM of chicken is maintained at 5 percent until 2028.

FAS Manila anticipates the 2024 chicken meat imports to reach 470,000 MT RTC, considering higher import arrivals from most of the Philippines' market suppliers. From January 2024 to July 2024, U.S. chicken meat exports are up 4 percent year-on-year as of September 23, 2024. The Philippine Department of Agriculture has removed most of the temporary bans imposed on imported domestic and wild birds and their products, including poultry meat, DOC, eggs, and semen, from U.S. due to HPAI, except those originating from the [States of Michigan and Minnesota](#).

The chicken meat exports from the European Union (EU) rose significantly for the period January 2024 to July 2024, driven by a growth in Poland's exports. [EU chicken meat exports](#) are expected to increase further in 2024 and 2025. This growth will be supported by the lifting of temporary bans on imports from Belgium, Netherlands, Hungary, and Poland due to HPAI. Meanwhile, the chicken meat exports from Brazil – the largest import source of the Philippines – posted a modest decline.

Reporter	Calendar Year		January to July		
	2022	2023	2023	2024	%Δ
<b>Total</b>	<b>496,261</b>	<b>437,267</b>	<b>252,689</b>	<b>297,857</b>	<b>18</b>
United States	187,165	172,445	86,920	90,075	4
Brazil	245,993	219,257	143,115	140,911	-2
European Union	4,827	2,858	97	28,782	29,572
Canada	12,578	14,125	7,540	10,067	34
China	11,909	12,325	6,603	8,552	30
Chile	10,993	3,435	2,020	3,624	79
Turkey	6,383	461	244	81	-67
Australia	12,479	6,437	4,070	9,239	127
Others	3,934	5,924	2,080	6,526	214

Source: Trade Data Monitor, LLC

### **Attachments:**

No Attachments