



Foreign Agricultural Service

GAIN Report

Global Agriculture Information Network

Voluntary Report - public distribution

Date: 8/29/2001

GAIN Report #FR1055

France

Trade data - Multiple commodities only

French Exports of Roquefort, Foie Gras, Mustard and Shallots Decline

2001

Prepared by:

Besa Kotati

U.S. Embassy

Drafted by:

Marie-Cécile Hénard

Report Highlights:

French exports of Roquefort cheese, foie gras, mustard and shallots have declined since 1999, when the U.S. imposed countervailing duties on these products as part of the U.S.-EU hormone dispute. However, French exports of these products declined, in value, to all destinations and not exclusively to the United States, mainly due to the increase in the USD/FF exchange rate. Export losses of Roquefort cheese are estimated at a maximum of USD 3.2 million in total in 2000 and 2001 over their levels in 1999.

Includes PSD changes: No
Includes Trade Matrix: Yes
Unscheduled Report
Paris [FR1], FR

In July 1999, the United States imposed 100 percent countervailing duties on a number of European products, as part of the beef hormone dispute. Two years later, the French press reporting continues to focus on the decline of exports of French Roquefort cheese, foie gras, shallots and mustard to the United States because of the U.S. action. Also, activist José Bové, leader of the minor farm union Confédération Paysanne (CP), made public statements denouncing the financial loss of French Roquefort cheese producers as a result of the U.S. sanctions, and claimed that export losses amounted to FF 30 million (USD 4.16 million) in 2000 and 2001. Bové met with French Minister of Agriculture Jean Glavany in mid-August 2001, and Glavany committed the GOF to financially support the cheese sector, without specifying types of assistance that cheese producers would receive. The French press assumed that this may involve the funding of promotional activities for Roquefort cheese.

Foie gras, mustard and shallots are also under the same regime. French producers of these products are concerned by the 100 percent countervailing duties imposed by the United States. As such, producers are becoming vocal about their export losses due to the U.S. sanctions, and also consider asking for some compensation to the GOF.

French exports to all destinations of these four products declined by 19 percent from USD 127.5 million in 1999 to USD 103.5 million in 2000, while French exports to the United States decreased by 54 percent from USD 16.7 million to USD 7.73 million. The decline in French exports did not only result from reduced shipments to the United States. In fact, a stronger US dollar against the French Franc in 2000 compared to 1999 may explain most of the decline in the value of total French exports from 1999 to 2000.

As a reference, the USD/FF exchanges rates since 1996 used in this report are the following:

1996: 1 USD = 5.11 FF

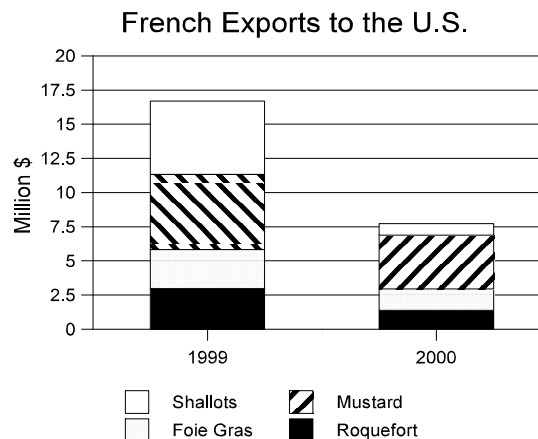
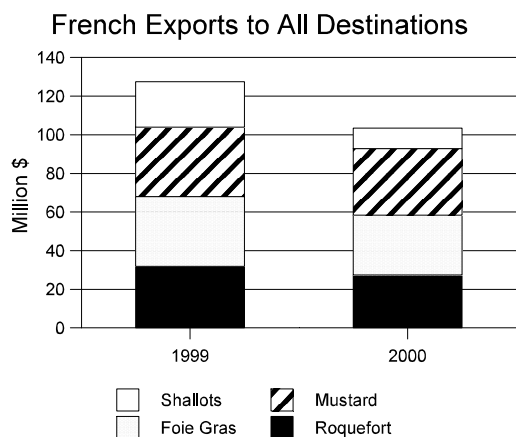
1997: 1 USD = 5.84 FF

1998: 1 USD = 5.90 FF

1999: 1 USD = 6.10 FF

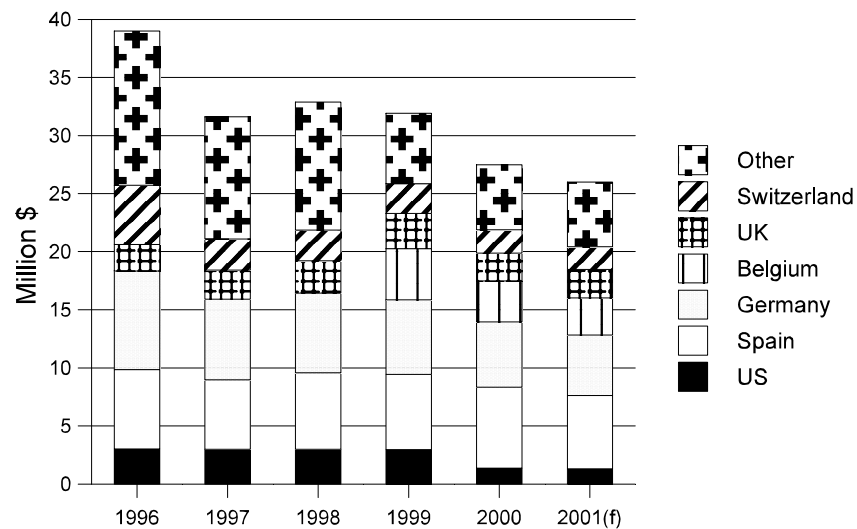
2000: 1 USD = 7.13 FF

2001 (6 months): 1 USD = 7.32 FF

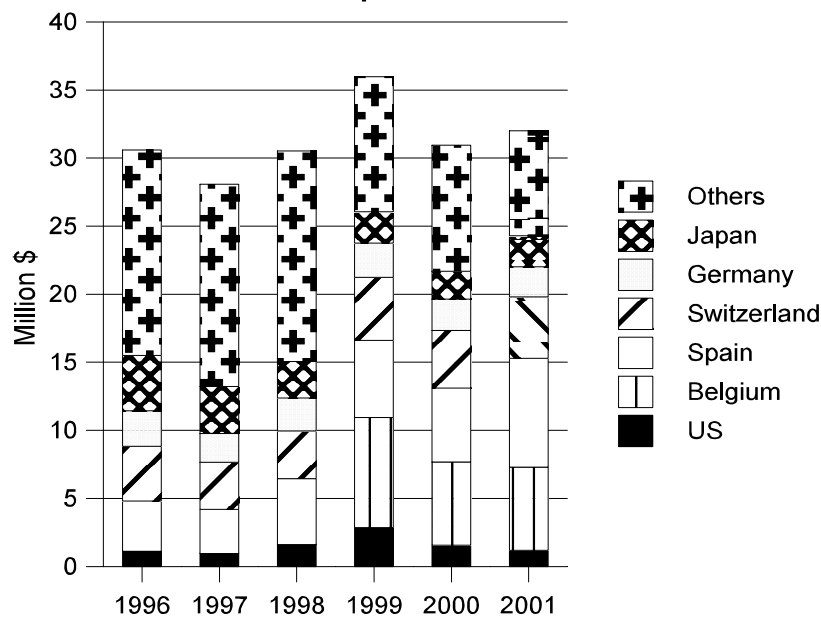


The following graphs describe the fluctuations of French exports of Roquefort cheese, foie gras, mustard and shallots to the United States and leading export markets since 1996, based on Eurostat data.

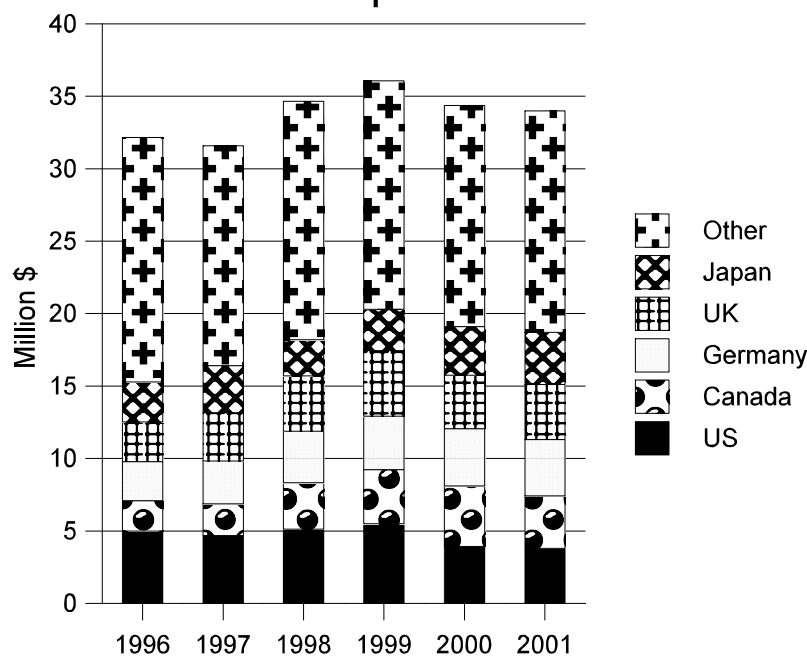
French Exports of Roquefort Cheese



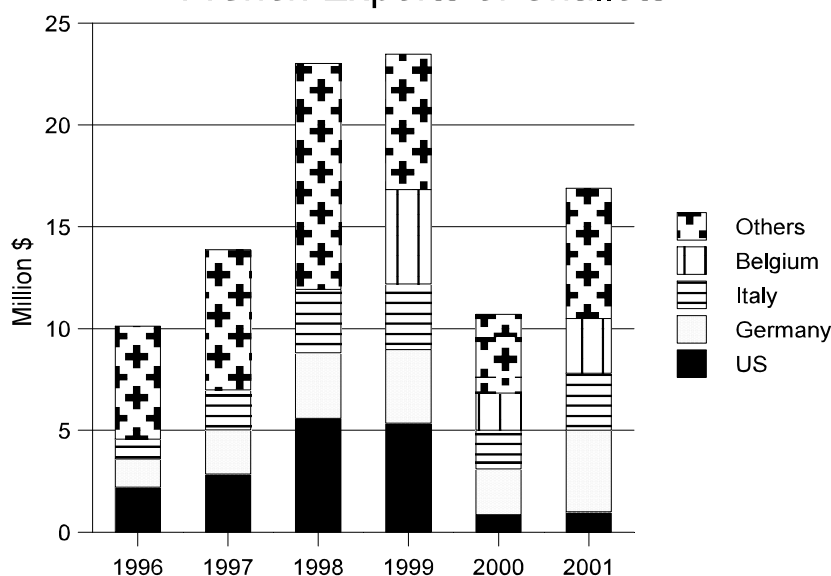
French exports of Foie Gras



French Exports of Mustard



French Exports of Shallots



The above graphs indicate that the strongest decline occurred for exports of shallots to all destinations (54 percent) and the United States (89 percent) from 1999 to 2000. Total shallots exports are recovering in 2001, although they are expected to remain below their extremely high levels of 1998 and 1999. Also, exports of shallots to the United States are not expected to recover in CY 2001, based on Jan-May data.

French exports of foie gras also significantly declined in 2000 (8 percent for total exports, 18 percent for exports to the United States) and partially recovered in 2001. Increased exports to Spain partially replaced reduced

shipments to other leading markets. The recovery in 2001 is expected for total exports but not for exports to the United States.

The reduction in French exports of mustard from 1999 to 2000 was lower than for the other products, with a 5 percent decline to all destinations and a 29 percent decline to the United States. It seems that the reduction in shipments to the United States were partially offset by shipments to Japan and Canada in 2000. A slight decline is expected in 2001.

In 2000, French exports of Roquefort cheese were significantly reduced to all destinations (14 percent) and to the United States (54 percent), and exports are expected to continue to decline in 2001 for reason cited above. According to the data in the following trade matrices, export losses to the United States amounted to USD 1.6 million in 2000 and are expected to be USD 1.66 million in 2001, i.e., USD 3.2 million in total, when comparing 2000 and 2001 export levels with 1999 levels. USD 3.2 million over 2000 and 2001 correspond to FF 23.5 million, which is lower than the FF 30 millions claimed by the Confédération Paysanne.

Trade Matrices

The following tables are list French export of Roquefort cheese, foie gras, mustard and shallots, in thousand U.S. dollars, based on Eurostat data.

Leading Export Destinations for Roquefort Cheese	CY 1999	CY 2000	Jan-May 2000	Jan-May 2001
Spain	6,471	6,950	3,143	2,429
Germany	6,415	5,599	2,394	2,060
Belgium	4,413	3,561	1,534	1,293
United Kingdom	3,020	2,386	864	913
Switzerland	2,575	2,032	922	869
Netherlands	1,363	1,329	486	524
United States	2,982	1,388	511	471
World	31,920	27,481	11,361	10,375

Leading Export Destinations for Foie Gras	CY 1999	CY 2000	Jan-May 2000	Jan-May 2001
Spain	5,659	6,549	1,152	1,447
Belgium	8,091	6,126	1,138	1,118
Switzerland	4,678	4,352	929	990
Japan	2,304	2,026	653	799
Germany	2,483	2,205	670	648
United Kingdom	1,642	1,465	421	640
Italy	1,193	1,380	229	222
Netherlands	725	753	228	205
United States	2,857	1,560	286	145
World	35,981	30,938	7,289	7,615

Leading Export Destinations for Mustard	CY 1999	CY 2000	Jan-May 2000	Jan-May 2001
United Kingdom	4,551	3,703	1,521	1,678
United States	5,492	3,919	1,561	1,497
Germany	3,675	3,948	1,483	1,453
Canada	3,740	4,176	1,975	1,354
Japan	2,835	3,357	969	1,102
Belgium	2,954	2,293	1,020	973
World	36,075	34,367	13,781	13,490

Leading Export Destinations for Shallots	CY 1999	CY 2000	Jan-May 2000	Jan-May 2001
Germany	3,611	2,254	848	1,697
Italy	3,233	1,891	749	1,138
Belgium	4,643	1,834	606	984
Netherlands	1,536	779	268	646
United States	5,353	863	460	567
World	23,478	10,697	4,255	7,139