

**Required Report:** Required - Public Distribution

**Date:** January 12,2020

**Report Number:** JO2019-0008

**Report Name:** Exporter Guide – 2019 Annual

Jordan Offers Choice Opportunities for Well Marketed U.S.  
Consumer-Ready Products

**Country:** Jordan

**Post:** Amman

**Report Category:** Exporter Guide

**Prepared By:** Mariano J. Beillard, Senior Regional Agricultural Attaché and Mohamed Khraishy, Agricultural Specialist

**Approved By:** Mariano Beillard, Senior Regional Agricultural Attaché

**Report Highlights:**

Jordan counts with increasingly westernized consumer tastes. Its 10.5 million consumers are demanding a wider variety of foreign food and agricultural products that are attractively packaged and clearly labeled. For upscale consumers, confections and fancy food products are in demand. Packaged, frozen fish is increasingly popular. Jordan imported \$1.5 billion in consumer-oriented products in 2018. The retail food sector is about \$2.3 billion and may grow 3-5 percent over the next five years. Jordan is 98 percent dependent on food imports. The United States and Jordan enjoy a strong bilateral relationship, including a free trade agreement. This report provides an overview of Jordanian market dynamics and trends, as well practical tips for doing business in Jordan.

## MARKET FACT SHEET: JORDAN

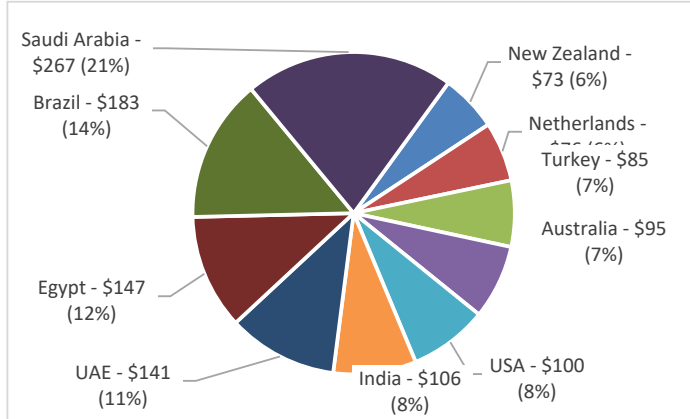
### Executive Summary

U.S. food exports to Jordan benefit from a free trade agreement, but face competition from suppliers enjoying greater proximity. U.S. food and agricultural product exports to Jordan in calendar year (CY) 2019 (January-October) at \$185 million are up over 11 percent compared to 2018. Rice, nuts, beef, cheese, and food preparations are the main U.S. exports. Consumers are price sensitive given high unemployment (19 percent) and falling disposable income. The U.S.-Jordan bilateral food and agricultural products trade in CY 2018, at \$197 million is up \$22 million or 12 percent compared to 2018. Jordan shows resilience despite the Syrian civil war; however, absorbing 1.3 million refugees is straining the socioeconomic fabric and testing political stability. Financial assistance (mainly from the Gulf countries), meets some refugee costs but not all. The Jordanian dinar (JOD) and the U.S. dollar are pegged at JOD 0.710 to \$1.00.

### Imports of Consumer-Oriented Products

Jordan imported \$1.5 billion in consumer-oriented products in 2018.

#### Imports of Consumer-Oriented Products (Top 10 Origins)(\$ millions)



### Retail Food Sector

Jordan's retail food sector is about \$2.3 billion and may grow 3-5 percent over the next five years. High-income consumers drive demand for imported products, while middle- and low-income consumers focus on domestic goods. Consumers in the capital of Amman (especially in affluent West Amman) and in the other major cities are shopping in modern outlets (hypermarkets). Modern retailing is growing in number and volume of sales. Hypermarkets' lower prices and a greater product selection is displacing traditional, independent grocers and retailers. Traditional outlets do still dominate, representing 85 percent of total outlets and 90 percent of total sales. Online and mail order is popular.

### Food Processing vs. Imports in the Retail Sector

There are 4,000 food processors, five percent with turnover of JOD 500,000 per annum (~\$705,000). Larger ones count with export scale, but face competition from imports. Most are in the bakery, food preparations, and dairy products sectors, focusing on processed and packaged foods and beverages. Smaller processors focus on fresh bakery and dairy production. There is growth in prepared consumer food and (sheep) meats for export.

### Hotels, Restaurants, and Institutions

Jordan's tourism sector is recovering gradually from the earlier 2015-16 drop caused by regional political instability. Gross-value-added in the sector is reportedly JOD 355 million (~\$500 million).

### Quick Facts CY 2018

#### Imports of Consumer-Oriented Products \$1.2 billion

#### List of Top 10 Growth Products in Jordan

- |                           |                                |
|---------------------------|--------------------------------|
| 1) Rice                   | 2) Nuts                        |
| 3) Fresh Apples           | 4) Beverages, Spirits, Vinegar |
| 5) Cheese                 | 6) Beef, Muscle Cuts           |
| 7) Food Preparations      | 8) Honey                       |
| 9) Fish and Fish Products | 10) Groats & Meals of Maize    |

#### Consumer-Oriented Foods (\$ billions) 2018

Consumer-Oriented Food Sales	\$2.5
Exports*	\$0.800
Imports*	\$1.5
Inventory	N/A
Total Sales	\$2.5
Retail	\$2.3
Food Service	\$0.200

Note: \* Refers to consumer-oriented products only.

#### Top Jordan Hotels & Restaurants Chains & Retailers

- |                          |                       |
|--------------------------|-----------------------|
| - Marriott International | - Carrefour           |
| - Hilton International   | - Safeway             |
| - Four Seasons           | - Sameh Mall          |
| - Mövenpick Hotels       | - JMSCC               |
| - Sheraton               | - JMSSC               |
| - Le Royal               | - Family Basket       |
| - Inter-Continental      | - The Basket (online) |

#### GDP/Population

Population (millions): 10.5 (2018)

GDP (billions USD): \$43.8 (2019), \$42.2 (2018)

GDP per capita (USD): 9,188 PPP (2019)

Sources: World Bank, International Monetary Fund, Economist Intelligence Unit, Central Intelligence Agency, Jordan Department of Statistics, FAS Amman.

#### Strengths/Weaknesses/Opportunities/Challenges

Strengths	Weaknesses
1. The U.S.-Jordan FTA	1. High tariffs
2. Consumer acceptance of U.S. origin products	2. Complex import regulations
	3. Small consumer market
Opportunities	Threats
1. Growing demand	1. Trade competitors with free trade agreements
2. Currency stability, Jordanian dinar pegged to the U.S. dollar	2. Trade competitors with closer proximity

Data and Information Sources: FAS Amman office research.

Contact: FAS Amman [Amman.AgAmman@fas.usda.gov](mailto:Amman.AgAmman@fas.usda.gov)

**SECTION I – MARKET OVERVIEW**

The Hashemite Kingdom of Jordan (Jordan) is a small (88,802 square kilometers), largely landlocked country in western Asia. It is located at the crossroads of Asia, Africa, and Europe. Jordan is the Arab country that shares the longest border with the State of Israel (307 kilometers) and with the West Bank (148 kilometers). It also shares land borders with Saudi Arabia (731 kilometers) and Syria (379 kilometers). Aqaba, the country’s single port, is located along on the 26-kilometer southwestern coastline between Israel and Saudi Arabia.

The United States and Jordan enjoy a strong bilateral relationship. Jordan’s central location in the Middle East makes it strategically important to the United States, its main ally. Jordan’s policies remain pro-western and pro-Gulf Arab. The United States and Jordan completed the final phase-out of tariff reductions under the [U.S.-Jordan Free Trade Agreement](#) in 2010, resulting in the complete elimination of duties on nearly all products, including agriculture. Jordan is an important advocate for peace in the Israeli-Palestinian conflict.

Jordan’s population of 10.5 million inhabitants (Central Intelligence Agency, July 2018 estimate), are in the west and northwest of the country and in and around the capital city of Amman (4.2 million); there is a sizeable population along the Gulf of Aqaba in the south. The population is growing by 2.92 percent per annum by some estimates; adding a quarter of a million new consumers annually. Projections are that the population will surpass 11 million by 2030. The country is urbanized with 91 percent of the population residing in urban areas; urbanization is growing at a 2.43 percent annual rate of change (2015-20 estimate).

Agriculture accounts for over 11.5 percent of the land use: arable land (2 percent), permanent crops (1 percent), and permanent pasture (8.5 percent). Agricultural production accounts for about three percent of gross domestic product (GDP) in 2019, employing by some estimates 2-3 percent of the labor force (or some 62,000 people). Local agricultural production produces only a small share of the local food supply; Jordan is an insignificant producer of wheat.

**Table 1: Advantages and Challenges Facing U.S. Suppliers, Consumer-Oriented Products**

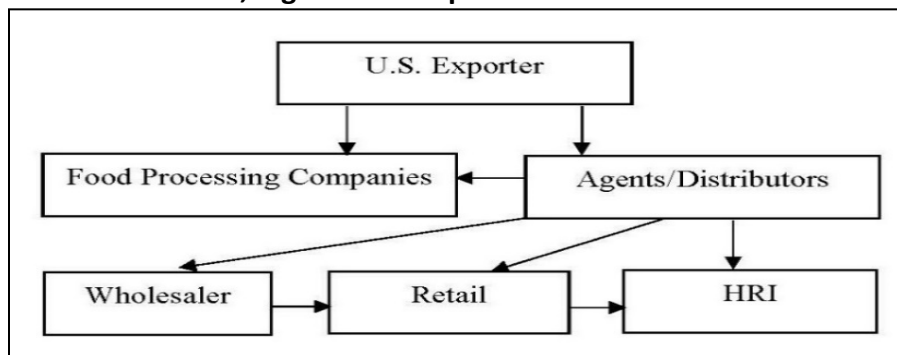
Advantages	Challenges
<ul style="list-style-type: none"> <li>• Jordan is a net food-importing country, dependent on imports for 98 percent of its consumption.</li> <li>• U.S.-origin food products and ingredients have a good reputation; associated with high quality, these enjoy acceptance in the Jordanian market.</li> <li>• Strong demand for high-value U.S. products in the hotel and restaurant sector.</li> <li>• There is growing demand for high-value, highly processed ingredients. The Jordanian food processing is growing; it requires more imported food ingredients. Companies seek new ingredients, especially affordable unprocessed commodities.</li> <li>• New-to-market products benefit from the recent expansion of supermarket and hypermarket chains.</li> </ul>	<ul style="list-style-type: none"> <li>• Jordan’s free trade agreements with the European Union (EU) and Canada are increasing competition.</li> <li>• Cost of U.S.-origin freight is high due to the distance.</li> <li>• Geographic proximity favors EU-origin products.</li> <li>• Adoption of EU standards.</li> <li>• Jordanian import regulations are at times non-transparent, especially those overseen by Jordan Food and Drug Administration.</li> <li>• Imported consumer-oriented products face higher tax rates.</li> <li>• The tourism sector industry remains threatened by regional political tension, negatively affecting demand for some products.</li> </ul>

## SECTION II – EXPORTER BUSINESS TIPS

**Market Research:** U.S. exporters should identify a Jordanian importer or distributor, with whom they can build a relationship. Jordanian firms are best suited to navigate local regulations, understand distribution chains, and have relationships with retailers, food processors, and hotels, restaurants and institutions.

**Market Structure:** Jordan’s market structure is straightforward. Importers are food processors, manufacturers, and or agents/distributors of these, as well as generalists who import a wide range of food products. Larger companies source their food ingredients and products directly to lower prices, guarantee product flow, and ensure quality. Agents/distributors service the food processing and manufacturing sectors. It is important for U.S. exporters to work with someone locally who knows the market well for a specific product.

**CHART 1: Jordan, Ingredients Import Distribution Channel**



**General Consumer Tastes and Trends:** Jordan is traditionally price sensitive, but consumer behavior is changing. Young Jordanians’ lifestyle and aspirational purchases are increasing thanks to greater exposure to global trends and brands. These consumers (within the 15-32 cohort) account for Jordan’s largest gross income concentration, despite relatively smaller incomes. Supermarket chains are the main channel for marketing imported food products, targeting middle- and upper-income consumers. Indications are that the demand for upscale goods and services will remain strongest through 2030 amongst the country’s top income band, those making over \$150,000 per annum. The Jordanian dinar (JOD) is the official currency of Jordan; it is pegged to the U.S. dollar at JOD 0.710 to \$1.00.

Amman has high levels of average per household spending. Average expenditure in 2016 for upper-income households is reportedly \$39,000 (with an estimated 20 percent of discretionary spending going to food purchases). Middle-income households on average spent \$14,000 (with an estimated 40 percent of discretionary spending going to food purchases).

Jordan has some 677,000 middle-class households (2018 estimate), which represents about one third of the total number of households. The economically active population is around 6.25 million people, or 61 percent of the total population (including refugees). FAS Amman (Post)

estimates that the middle-class numbers 2.0-2.2 million people. The average Jordanian family size is about 4.8 persons.

### **SECTION III – IMPORT FOOD STANDARDS AND REGULATIONS AND IMPORT PROCEDURES**

**Customs Clearance:** Article 31 of the Customs Law of 1998 and its amendments establishes that all customs declarations must include the following (Jordan customs reserves the right to request additional documentation):

- A maritime or airway bill of lading.
- A commercial invoice indicating the value, weight, and freight and insurance charges. All invoices require Jordanian diplomatic/consular approval. In the absence of Jordanian diplomatic/consular approval, Jordan’s Customs Director is empowered to accept the country of export’s chamber of commerce certification.
- Commercial invoices are required to describe the product in Arabic.
- A notarized certificate of origin issued by the competent authority in the export country.
- A value declaration form for shipments exceeding JOD 2,000 (~\$2,821).

**Customs Valuation:** Jordan’s Custom Law (1999) as amended in March 2000 includes World Trade Organization (WTO) compliant criteria for customs valuation, based on certified commercial invoices. Increased transparency restricts the recourse to arbitrary valuation, but undervaluation is attempted. Jordan’s customs authority utilizes cost-insurance-freight (CIF) prices for valuation purposes. Commercial invoice values require conversion into Jordanian dinars at the official rate. In some cases, Jordan’s Customs will factor into its valuation calculations exporter discounts. Imported products, as well as locally produced goods are subject to a 16 percent value-added tax (VAT). Agricultural and pharmaceutical products are exempt from the 16 percent sales tax. Jordan’s General Sales Tax Department\_ levies a special sales tax on specific items such as tobacco products and alcoholic beverages. These are subject to a 13 percent general sales tax in addition to the special sales tax. Non-basic foodstuffs are subject to a four percent general sales tax (see [GAIN-JORDAN – \(JO2018-2998\) Jordan Levies New Special Taxes on Food and Beverage Products](#)).

**Special Import Provisions:** Pre-import clearance is required for certain commodities. The clearance acts as an import license. The Ministries of Agriculture (MOA), Industry, Trade, and Supply (MoITS), and Health (MoH) issue import licenses. The [Ministry of Agriculture](#) issues pre-import clearances for live animals, fresh/chilled/frozen beef and beef products, embalmed wild animals, frozen animal semen, milk products. The [Ministry of Industry, Trade, and Supply](#) oversees the issuing of pre-import clearances for barley, rice, wheat, flour, sugar, and corn. The [Ministry of Health](#) issues pre-import clearances for medications and antibiotics, athletic food supplements, potassium bromide, food dyes, ice cream, and baby food. In case of rejection, appeals are permissible.

Import licenses (valid for one year) are required for the following:

- Non-commercial shipments exceeding JOD 2,000 (~\$2,821).
- Biscuits of all types.
- Mineral water.
- Dried milk for industry use.
- Items that require prior clearance from the respective authorities.

**Inspection and Clearance:** Jordan maintains the [ASYCUDA](#) computerized customs clearance system, simplifying customs clearance procedures. The Ministry of Agriculture along with the [Jordan Food and Drug Administration](#) (Jordan FDA) and the [Jordan Customs Authority](#) form the border committee that inspects inbound food and agricultural product shipments. Goods entering the country under temporary entry status, bonded goods, and goods benefiting from the investment promotion law are [exempt from import licenses](#) (see [GAIN JORDAN – \(JO2019-0010\) FAIRS Jordan Country Report - 2019 Annual](#) and [GAIN JORDAN – \(JO2019-0011\) FAIRS Jordan Export Certificate Report - 2019](#)).

Imported food and agricultural products are subject to inspection and testing when destined for human consumption. Virtually all prepared and mixed foods are subject to testing at the border. The Jordan Food and Drug Administration will also inspect food products at the wholesale and retail levels. A representative may enter any locality and collect samples for testing. If a product fails to meet technical requirements or deemed unfit for human consumption, it is subject for removal and destruction (see [GAIN JORDAN – \(JO2019-0002\) Agricultural Biotechnology Annual 2019 – Jordan’s Agricultural Biotechnology Regulations Remain Unchanged](#), pending release).

**Country Language Labeling Requirements:** Imported products must comply with labeling and marking requirements issued by the [Jordan Standards and Metrology Organization \(JSMO\)](#). It is advisable that the U.S. supplier ask his importer to provide him with an authenticated copy of the latest Jordanian standard for the type of the product for to export to Jordan, failing to meet the Jordanian standard may lead to the rejection of the consignment.

The Jordan Standards and Metrology Organization regulates food additives for the Jordan Food and Drug Administration. Permissible additives and their concentrations are those approved by the [Codex Alimentarius](#) (Codex) Commission. The technical standards for foods contain specific lists for food additives and their permissible levels of use. The review of standards is required ensure that additives imports are permissible.

The translation into Arabic of the foreign language label information is required. Inconsistency in the translation may result in a rejection. Arabic labeling can be printed on the package or be a permanent adhesive label. Products cannot show more than one date of manufacture or expiration. Erasures, scratch-outs, or alterations of labels is not permissible.

Nutritional labeling is mandatory for certain categories of food such as infant formula and food for dietary use. A label needs to contain the product's name, the manufacturer's name and address, net weight, fortifying matter, lot number, and best before date. Shipments are subject to rejection if labeling content is ambiguous. The Jordan Ministry of Health and the JSMO provide food labelling and packaging information.

**Export Certificates:** Jordan requires export certificate for a number of food products (see [GAIN JORDAN – \(JO2019-0010\) FAIRS Jordan Country Report - 2019 Annual](#) and [GAIN JORDAN – \(JO2019-0011\) FAIRS Jordan Export Certificate Report - 2019](#)).

**Tariffs and Free Trade Agreements (FTA):** Jordan follows the [international nomenclature for the classification of products Harmonized System \(HS\)](#). The [Jordan Customs Authority](#) provides tariff tables for different products and commodities, as well as products subject to additional taxes. The [Jordan Income and Sales Tax Department](#) lists these general and special sales taxes. Since February 2013, Jordan has imposed a special tax on twelve luxury commodities; taxes range between 5-25 percent (e.g., pet foods are subject to 20 percent levy). The United States and Jordan completed the final phase-out of tariff reductions under the [U.S.-Jordan Free Trade Agreement](#) in 2010, resulting in the complete elimination of duties on nearly all products, including agriculture.

**Trademarks and Patents Market Research:** Jordan's legal system protects the acquisition and disposition of intellectual property rights. Prior to its WTO accession, Jordan passed a series of laws strengthening the protection of intellectual property rights for patents, copyrights, and trademarks. Jordan has enacted Trade Related Aspects of Intellectual Property Rights (TRIPS) consistent legislation, requiring the registration of patents, copyrights, and trademarks. The [Ministry of Industry, Trade, and Supply's](#) Registrar of Patents and Trademarks registers patents and trademarks. While copyrights are registered with the [Ministry of Culture's National Library](#). Jordan is seeking to become a contracting state to the [Patent Cooperation Treaty](#) and the protocol relating to the [Madrid Agreement \(registration of marks\)](#). It is already a member of the [World Intellectual Property Organization \(WIPO\)](#) and the [Union for the Protection of New Varieties of Plants \(UPOV\)](#).

#### **SECTION IV: MARKET SECTOR STRUCTURE AND TRENDS**

**Key Developments for Top Five Sectors:** Jordan is suffering adverse effects from the Syrian Civil War and crisis in Iraq. Absorbing a disproportionate number of refugees (~1.3 million Syrians alone), trade with its traditionally two largest export markets is a victim of conflict within those countries. The lack of liquidity in the market is now leading Jordanian consumers to scale back on imported product purchases. Jordan is 98 percent dependent on food imports.

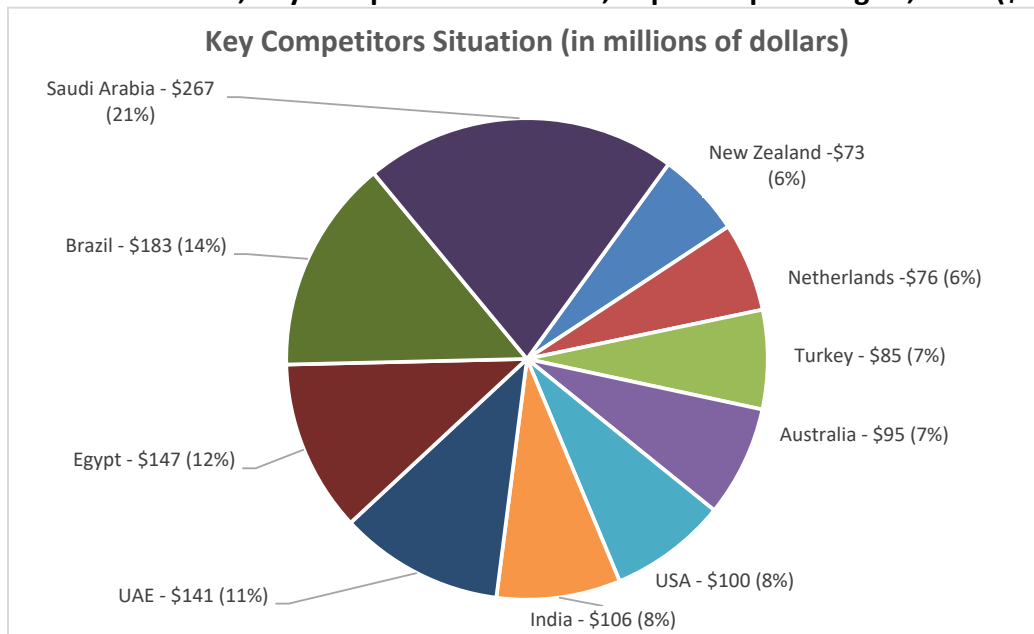
**Table 2: Jordan, Company Profiles and Top Retailers**

Company	Activity	Outlets	Remarks
<a href="#">Carrefour</a>	Supermarket/Hypermarket	28	Domestic & Imported Goods
<a href="#">Safeway-Sultan</a>	Supermarket/Hypermarket	15	Domestic & Imported Goods
Sameh Mall	Supermarket	12	Domestic & Imported Goods
Kareem	Supermarket	8	Domestic & Imported Goods
<a href="#">Family Basket</a>	Supermarket	8	Domestic & Imported Goods
COZMO	Supermarket	3	Domestic & Imported Goods
<a href="#">C Town</a>	Supermarket	2	Domestic & Imported Goods
Fareed	Supermarket	3	Domestic & Imported Goods
<a href="#">JCSCC</a>	Supermarket, Jordan Civil Service Consumer Corporation	68	Domestic & Imported Goods
JMSCC	Supermarket, (Jordan Military Service Consumer Corporation)	112	Domestic & Imported Goods
<a href="#">The Basket</a>	Online Supermarket	Online	Domestic & Imported Goods

Source: FAS Amman office research.

**Best Consumer-Oriented Product Prospects:** U.S.-origin cheese, higher-value beef muscle cuts and beef products, as well as nuts, and breakfast cereals show strong potential growth possibilities. U.S. confectionary products are also increasingly popular, but Jordan’s 2018 decision that restricts the sale of products labeled as containing genetically engineered ingredients is disrupting trade (see [GAIN JORDAN – \(JO2019-0002\) Agricultural Biotechnology Annual 2019 – Jordan’s Biotechnology Regulations Remain Unchanged](#), pending release). The imposition of trade restrictive import quotas on U.S. chicken parts (i.e., chicken leg quarters) hampers otherwise good export possibilities.

**CHART 2: Jordan, Key Competitors Situation, Top 10 Import Origins, 2018 (\$ millions)**



Source: Jordan Department of Statistics (2018), FAS Amman office research.



**Best High-Value, Consumer-Oriented Products Prospect Categories:** Jordanians’ consumer food tastes are westernizing. Consumers are demanding a wider variety of foreign food and agricultural products that are attractively packaged and clearly labeled.

Consumer-ready products such as U.S.-origin fresh and frozen beef and beef products, dairy products (especially U.S. Midwestern cheese products) poultry, tree nuts, packaged-ready pulses, packaged rice, and consumer-ready groceries are in high demand. For upscale consumers, fancy food products and confectionary products are in demand. Packaged, frozen fish is increasingly popular. Table 3 below indicates Jordanian agricultural production gaps; highlighting those areas where U.S.-origin consumer-ready, packaged products show good prospects if well marketed.

**Table 3: Jordan, Agricultural Production Self-Sufficiency Ratio (Percent), CY 2013-17**

Product	2013	2014	2015	2016	2017
Wheat	3.3	2.1	1.7	3.0	1.1
Barley	4.2	3.8	5.8	3.6	4.9
Potatoes	82.7	81.6	62.1	86.1	93.1
Olive	106.8	101.4	102.2	103.0	100.8
Olive Oil	109.8	103.4	102.1	104.0	101.4
Tomatoes	337.4	327.4	193.0	175.9	169
Oranges	58.4	49.7	65.5	65.8	60.3
Apples	49.9	48.4	53.2	50.7	32.6
Beef	11.8	13.5	14.2	16.0	13.2
Mutton	32.4	37.0	32.9	39.3	39.2
Goat Meats	54.1	81.4	100.0	100.0	100
Chicken Meats	77.7	76.4	74.9	81.5	80.4
Fresh Milk	100.0	100.0	100.0	100.0	100.0
Eggs	96.3	99.7	100.4	99.1	101.72
Fish	6.4	4.0	3.6	4.1	5.0

Source: Jordan Department of Statistics, FAS Amman office research.

**Table 4: Jordan, Select Best High-Value, Consumer-Oriented Products Prospect, Imports By HS-Code, CY 2017-18**

HS Code	Description	Total World Imports 2017 (\$ millions)	Total U.S. Imports 2017 (\$ millions)	Total World Imports 2018 (\$ millions)	Total U.S. Imports 2018 (\$ millions)
<b>3038.9000</b>	HAKE FISH (MERLUCCIUS SPP., UROPHYCIS SPP.), EXCLUDING LIVERS AND ROES, FROZEN.	4.938	0.134	7.312	0.195
<b>3061.7000</b>	OTHER SHRIMPS AND PRAWNS, FROZEN.	5.507	0.0	4.600	0.2
<b>4011.0000</b>	MILK AND CREAM , NOT CONCENTRATED NOR CONTAINING ADDED SUGAR OR OTHER SWEETENING MATTER , OF A FAT CONTENT , BY WEIGHT , NOT EXCEEDING (1%) .	9.584	0.0	11.829	0.0
<b>4021.0920</b>	MILK IN GRANULES OR OTHER SOLID FORM OTHER THAN IN POWDER, OF A FAT CONTENT , BY WEIGHT, NOT EXCEEDING (1.5%) ,CONTAINING ADDED SUGAR OR OTHER SWEETENING MATTER, IMPORTED BY FACTORIES AS INDUSTRIAL INPUTS.	9.101	0.127	7.098	0.0
<b>4029.1000</b>	OTHER MILK IN POWDER, NOT CONTAINING ADDED SUGAR OR OTHER SWEETENING MATTER, NOT ELSEWHERE SPECIFIED OR INCLUDED IN THIS CHAPTER.	7.465	0.0	7.363	0.004
<b>4029.9000</b>	OTHER MILK IN POWDER, CONTAINING ADDED SUGAR OR OTHER SWEETENING MATTER NOT ELSEWHERE SPECIFIED OR INCLUDED IN THIS CHAPTER	10.284	0.001	7.685	0.000
<b>4059.0000</b>	OTHER FAT SUBSTANCES OF MILK PRODUCTS, EXCEPT OF BUTTER AND FULL-FAT YOGHURT.	9.322	0.0	10.634	0.0
<b>4063.0000</b>	PROCESSED CHEESE, NOT GRATED OR POWDERED.	25.121	0.415	24.505	0.340
<b>4069.0900</b>	OTHER CHEESE, NOT ELSEWHERE SPECIFIED OR INCLUDED OF HEADING NO. 04.06.	76.251	4.844	78.712	4.647
<b>4090.0900</b>	NATURAL HONEY OTHER THAN IMPORTED BY FACTORIES AS INDUSTRIAL INPUTS.	6.019	0.0	3.666	0.001
<b>11.0313.000</b>	GROATS AND MEAL, OF MAIZE (CORN)	5.004	0.0	4.011	0.0
<b>11.0813.000</b>	POTATO STARCH	3.630	0.0	4.163	0.0
<b>12.0242.100</b>	GROUNDNUTS, NOT ROASTED OR OTHERWISE COOKED, SHELLED, WHETHER OR NOT BROKEN IMPORTED BY FACTORIES AS INDUSTRIAL INPUTS.	2.926	0.0	6.390	0.0
<b>12.0740.000</b>	SESAMUM SEEDS, WHETHER OR NOT BROKEN	29.593	0.0	40.582	0.0
<b>15.0710.000</b>	SOYA-BEANS OIL, CRUDE UNTREATED CHEMICALLY, WETHER OR NOT REMOVED ITS GUM.	15.044	0.0	31.658	2.097
<b>15.1219.900</b>	REFINED SUNFLOWER-SEED OR SAFFLOWER OIL AND ITS FRACTIONS, BUT NOT CHEMICALLY MODIFIED, OTHER THAN THOSE IMPORTED BY FACTORIES AS INDUSTRIAL INPUTS.	17.674	0.016	19.054	0.003
<b>15.1529.900</b>	REFINED MAIZE (CORN) OIL AND FRACTIONS THEREOF, BUT NOT CHEMICALLY MODIFIED, OTHER THAN THOSE IMPORTED BY FACTORIES AS INDUSTRIAL INPUTS.	24.138	0.336	14.734	0.2
<b>16.0414.000</b>	TUNAS, SKIPJACK AND BONITO (SARDA SPP.), WHOLE OR IN PIECES, BUT NOT MINCED, PREPARED OR PRESERVED	46.252	0.005	42.077	0.0

Source: Jordan Department of Statistics (2017), FAS Amman office research.

**SECTION V – AGRICULTURAL AND FOOD IMPORTS**

**Table 5: Jordan, 3-Year Food and Agricultural Imports, CY 2014-18**

Description	United States Dollars (millions)									
	2014		2015		2016		2017		2018	
TOTAL	World	U.S.	World	U.S.	World	U.S.	World	U.S.	World	U.S.
Meat and edible meat offal	432.5	31.1	453.1	22.6	355.7	12.9	373.2	17.3	314.6	7.4
Fish and crustaceans, mollusks and other aquatic invertebrates	51.8	0.6	61.1	0.2	53.9	0.8	52.3	0.4	60.3	0.3
Dairy produce; birds' eggs; natural honey; edible products of animal origin	328.4	7.8	300.7	5.1	252.7	4.7	275.0	6.1	270.8	5.2
Edible vegetables and certain roots and tubers	120	1.4	107.1	0.9	120.5	1.5	110.0	3.5	74.2	2.4
Edible fruit and nuts; peel of citrus fruit or melons	256.3	34.7	319.4	47.2	321.4	47.7	306.9	51.4	280.7	48
Coffee, tea, maté and spices	121.5	0.8	147.7	1.1	140	1.1	172.2	1.0	204.4	1.0
Preparations of meat, of fish, or of crustaceans, mollusks or other aquatic invertebrates	88.2	0.7	75.5	0.4	81.6	0.4	88.1	0.3	72.9	0.3
Sugars and sugar confectionery	233	1.7	207.6	1.3	232.1	1.6	240.0	1.6	196.5	1.3
Cocoa and cocoa preparations	72.1	2.2	76.9	2.1	74.3	1.6	88.3	2.0	85.7	1.9
Preparations of vegetables, fruit, nuts or other parts of plants	89.8	4.8	92.3	4.9	109.2	3.5	122.0	3.7	107.3	1.9
Miscellaneous edible preparations	237.5	21.8	249.1	22.8	264	24.2	251.7	8.2	262.8	24.3
Beverages, spirits and vinegar	114.6	1.9	127.7	2.2	137.4	3.0	131.7	2.8	144.5	4.0

NOTE: Import values reported in Cost-Insurance-Freight (CIF) terms. Full calendar year data availability only through year-end 2018.

Source: FAS Amman office research.

## **SECTION VI – KEY CONTACTS AND FURTHER INFORMATION**

U.S. Embassy Amman, USDA-Foreign Agricultural Service (FAS) Office of Agricultural Affairs  
Physical Address: American Embassy, Abdoun, Al-Umawyeen Street, Amman, Jordan  
Phone: (962-6) 590-6056 • Fax: (962-6) 592-0146 • [AgAmman@fas.usda.gov](mailto:AgAmman@fas.usda.gov)

(\* ) NOTE: The GAIN Report System was redesigned in 2019 and includes reports from all previous legacy systems going back to 1995. Because these reports were created in different systems, it might be necessary to try a variety of search options to retrieve older reports.

SEARCH GAIN: <https://gain.fas.usda.gov/#/search>

### **GOVERNMENT OF JORDAN REGULATORY AGENCY CONTACTS**

#### **Ministry of Agriculture**

Veterinary Services Directorate and Plant Protection Directorate  
Tel: (962-6) 568-6151 • Fax: (962-6) 568-6310 • Website: [www.moa.gov.jo](http://www.moa.gov.jo)

#### **Ministry of Environment**

Tel: (962-6) 556-0113 • Fax: (962-6) 556-0288

#### **Ministry of Industry, Trade and Supply**

Tel: (962-6) 560-7191/566-3774 • Fax: (962-6) 560-4691 • Website: [www.mit.gov.jo](http://www.mit.gov.jo)

#### **Jordan Standards and Metrology Organization**

Tel: (962-6) 568-0139 • Fax: (962-6) 568-1099 • Website: [www.jsmo.gov](http://www.jsmo.gov)

#### **Jordan Food and Drug Administration**

Tel: (962-6) 461-2663 • Fax: (962-6) 461-2663 • Website: [www.jfda.jo](http://www.jfda.jo)

#### **Jordan Customs Authority**

P.O. Box 90, Amman, Jordan  
Tel: (962-6) 462-3186/8; 462-4394/6 • Fax: (962-6) 464-7791  
E-mail: [Customs@Customs.gov.jo](mailto:Customs@Customs.gov.jo) • Website: [www.customs.gov.jo](http://www.customs.gov.jo)

#### **Aqaba Special Economic Zone Authority**

P.O. Box 2565, Aqaba 77110, Jordan  
Tel: (962-6) 3 203 5757/8 • Fax: (962-6) 3 203-0912 • Website: [www.aqabazone.com](http://www.aqabazone.com)

#### **Attachments:**

No Attachments