

Voluntary Report – Voluntary - Public Distribution

Date: September 28, 2021

Report Number: SP2021-0022

Report Name: Cotton and Products - Update

Country: Spain

Post: Madrid

Report Category: Cotton and Products

Prepared By: Marta Guerrero

Approved By: Karisha Kuypers

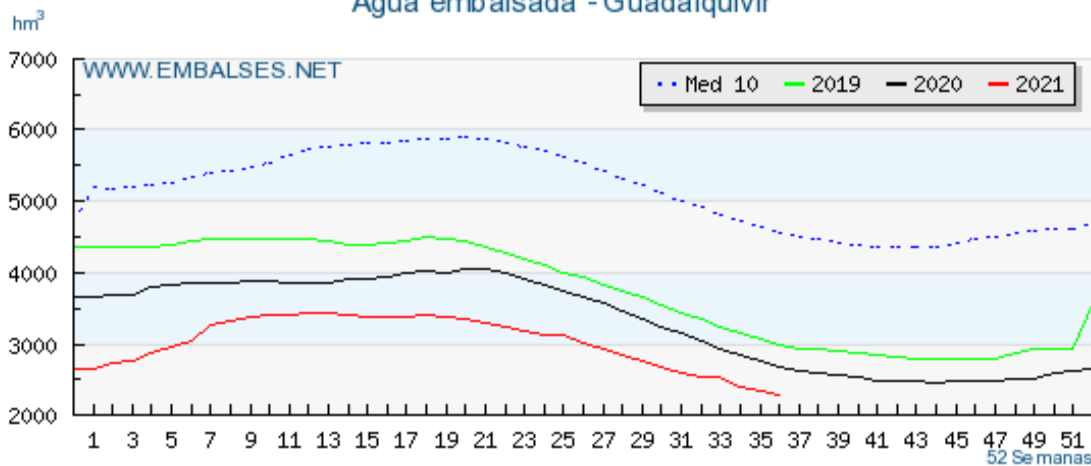
Report Highlights:

Irrigation water limitations in the Guadalquivir basin have resulted in lower area planted to cotton for MY2021/22. Additionally, the lower volumes allocated for irrigation purposes have pushed yields down, despite the good phytosanitary under which the cotton plants developed.

Area and Production

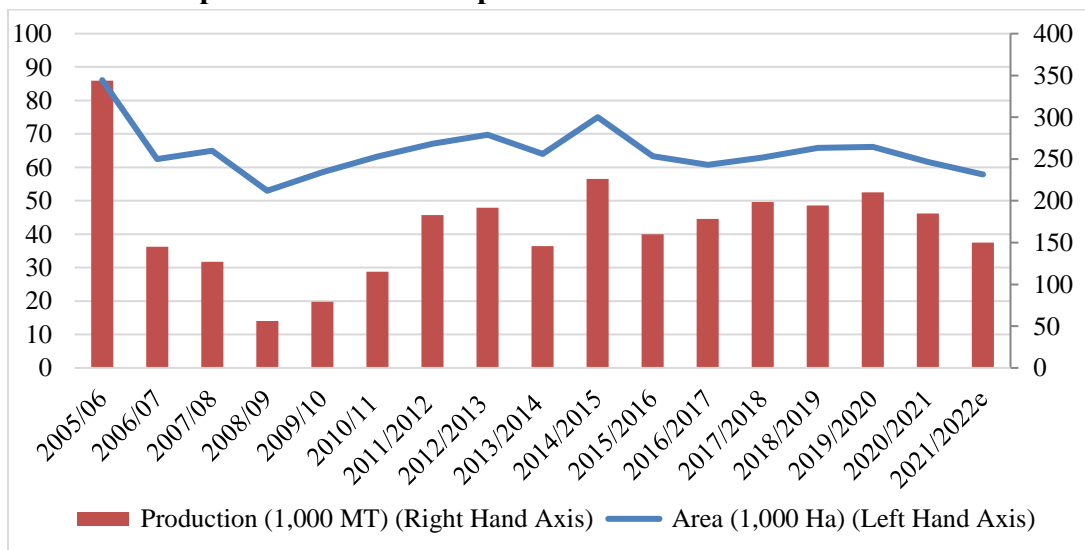
Spain's cotton area is anticipated to decline by seven percent in MY2021/22. The low amounts of water in storage (**Graph 1**) in the Guadalquivir basin has resulted in irrigation limitations, preventing cotton area from expanding, despite favorable market prices. Moreover, the smaller amount of water allocated for cotton production has driven yields down (**Graph 2**). Above average May and June temperatures forced farmers to bring the first irrigation operation earlier in the season, reducing the volumes of water available for the remainder of the summer. From the phytosanitary perspective, pest incidence has been reportedly low this season.

Graph 1. Water Reservoirs Evolution in the Guadalquivir Basin
 Agua embalsada - Guadalquivir



Source: Embalses.net

Graph 2. Evolution of Spain's Cotton Area and Production

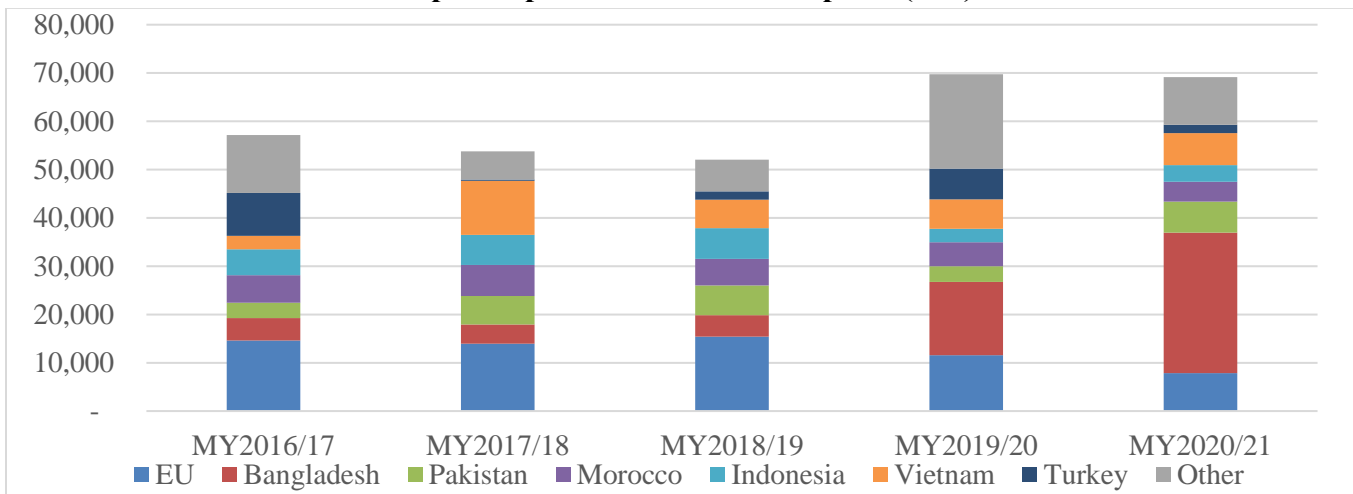


Source: FAS Madrid based on MAPA, Junta de Andalucía data and FAS Madrid estimates.

Consumption and Trade

In the absence of a strong domestic textile industry, exports remain the main outlet for Spain's cotton lint production (**Graph 3**). Lower cotton lint production is anticipated to result in a significant export reduction in MY2021/22. In MY2020/21, Bangladesh continued expanding its share as an export destination for Spain's cotton lint, followed by Vietnam, Pakistan, and Morocco.

Graph 3. Spain's Cotton Lint Exports (MT)



Source: Trade Data Monitor, LLC.

Production, Supply and Distribution Data Statistics

Table 1. Cotton Lint Production, Supply and Demand

Cotton Market Year Begins	2019/2020		2020/2021		2021/2022	
	Aug 2019		Aug 2020		Aug 2021	
	USDA Official	New Post	USDA Official	New Post	USDA Official	New Post
Spain						
Area Planted (1000 HA)	0	0	0	0	0	0
Area Harvested (1000 HA)	66	66	62	62	60	58
Beginning Stocks 1000 480 lb. Bales	33	33	22	22	3	3
Production 1000 480 lb. Bales	313	313	269	276	275	225
Imports 1000 480 lb. Bales	12	12	20	11	20	12
MY Imports from U.S. 1000 480 lb. Bales	0	0	0	0	0	0
Total Supply 1000 480 lb. Bales	358	358	311	309	298	240
Exports 1000 480 lb. Bales	318	320	290	290	270	215
Use 1000 480 lb. Bales	18	16	18	16	18	16
Loss 1000 480 lb. Bales	0	0	0	0	0	0
Total Dom. Cons. 1000 480 lb. Bales	18	16	18	16	18	16
Ending Stocks 1000 480 lb. Bales	22	22	3	3	10	9
Total Distribution 1000 480 lb. Bales	358	358	311	309	298	240
Stock to Use % (PERCENT)	6.55	6.55	0.97	0.98	3.47	3.9
Yield (KG/HA)	1,033	1,033	945	969	998	845

(1000 HA) ,1000 480 lb. Bales ,(PERCENT) ,(KG/HA)

Related Reports

Report Title	Date Released
Cotton and Products – Spain Annual 2021	04/01/2021
Cotton and Products – Spain Update 2020	10/27/2020
Cotton and Products – Spain Annual 2020	03/16/2020
Cotton and Products – Spain Update 2019	11/12/2019
Cotton and Products – Spain Annual 2019	03/11/2019
Cotton and Products – Spain Update 2018	11/02/2018
Cotton and Products – Spain Annual 2018	04/06/2018

Attachments:

No Attachments.