

Required Report: Required - Public Distribution

Date: February 05,2020

Report Number: SF2019-0042

Report Name: Agricultural Biotechnology Annual

Country: South Africa - Republic of

Post: Pretoria

Report Category: Biotechnology and Other New Production Technologies

Prepared By: Dirk Esterhuizen

Approved By: Laura Geller

Report Highlights:

South Africa has a robust and experienced regulatory system for genetically engineered (GE) products which started with the publication of its “GMO” act in 1997. This enabled South Africa to become the ninth largest producer of GE crops in the world and by far the largest in Africa. The production area of GE corn, soybean, and cotton in South Africa is estimated at around 2.7 million hectares. Almost 90 percent of corn plantings, 95 percent of soybeans plantings, and all cotton plantings in South Africa are with GE seeds.

Section I. Executive Summary:

South Africa is a net exporter of agricultural products and exports are expected to reach about US\$10.0 billion in 2019. South Africa's exports of agricultural products to the United States are expected to reach US\$395 million in 2019, a 1 percent increase from the previous year. The United States accounts for about 4 percent of South Africa's total agricultural exports. Citrus, macadamia nuts, and wine are the major products exported to the United States. South Africa's agricultural imports from the United States are expected to increase by 15 percent to US\$410 million in 2019, on increased wheat imports. The major agricultural products South Africa imports from the United States are poultry, almonds, wheat and corn seed.

South Africa possesses a highly advanced commercial agricultural industry based *inter alia* on first-generation biotechnologies and effective plant breeding capabilities. South Africa has been involved with biotechnology research and development for over 30 years and continues to be the biotechnology leader on the African continent. The production area of GE corn, soybean, and cotton is estimated at 2.7 million hectares in 2019. As a result, South Africa is ranked the ninth largest producer of GE crops in the world and by far the largest in Africa. Most South African farmers have adopted plant biotechnology and the benefits thereof. An estimated 90 percent of corn plantings, 95 percent of soybean plantings, and all cotton plantings in South Africa are grown from GE seeds.

Twenty-three GE events have received general release approval since 1997 in South Africa. This means these events can be used for commercial plantings, for food and/or feed, and the import and export of these events are allowed. These events are present in three crops namely, corn, soybeans, and cotton. Three animal vaccines were also approved.

South Africa is a net exporter of corn in most years, except when drought limits production. For the 2018/19 marketing year, Post estimates South Africa's corn exports could be about 1.0 million tons, mainly white corn, as demand for imports in the region increased after a drought induced season. South Africa's export markets include Botswana, Lesotho, Eswatini (Swaziland), Namibia, Mozambique and Zimbabwe. In the 2017/18 marketing, year South Africa exported 2.1 million tons of corn consisting of 1.5 million tons of yellow corn and 544,000 tons of white corn. The major customers for South Africa's yellow corn were Vietnam (691,000 tons), South Korea (215,000 tons), Japan (152,000 tons), Taiwan (106,000 tons) and Italy (100,000 tons). Most of the white corn was exported to Botswana (186,000 tons), Italy (91,000 tons) and Mozambique (75,000 tons). South Africa did not export or import any corn to or from the United States the past two seasons.

TABLE OF CONTENTS

CHAPTER 1: PLANT BIOTECHNOLOGY.....	4
PART A: Production and Trade.....	4
PART B: Policy.....	14
PART C: Marketing.....	24
CHAPTER 2: ANIMAL BIOTECHNOLOGY.....	26
PART D: Production and Trade.....	26
PART E: Policy.....	26
PART F: Marketing.....	28
Appendix.....	29

PLANT AND ANIMAL BIOTECHNOLOGY

CHAPTER 1: PLANT BIOTECHNOLOGY

PART A: PRODUCTION AND TRADE

(a) PRODUCT DEVELOPMENT

In South Africa, GE agricultural plant product development is regulated by the “GMO” Amendment Act of 1997 (Act 15 of 1997). The “GMO” Act is administered by South Africa’s Department of Agriculture, Forestry and Fisheries (DAFF). The Act uses a system under which any party conducting activities with GE products have to apply for permit approval. Under South Africa’s “GMO” Act, an Executive Council (EC), consisting of representatives of seven government departments is established. The EC reviews all GE applications submitted in terms of the “GMO” Act and uses a case-by-case and precautionary approach to ensure sound decision-making in the interest of safety to the environment and the health of humans and animals. If a GE application is approved, the “GMO” registrar will issue a permit. Permits may be issued for contained use, field trails, commodity clearance (importation for use as food or feed) and general release for commercial use.

Since 2014, 48 field and clinical trials permits were authorized from 12 companies of which 7 events have been approved for general release (see also Table 3). Table A1 in the appendix summarizes the event, trait, product, and company involved for the permits issued for trail release since 2014. The commodities included corn, soybeans, and cotton for evaluation of insect resistance, herbicide tolerance and drought tolerance, as well as clinical trial permits for HIV, Tuberculosis, and melanoma vaccines.

In 2015, the Department of Science and Technology commissioned a study on the regulatory implications of New Breeding Techniques (NBT) in South Africa. The study concluded that South Africa has a robust and experienced regulatory system for GE products, which can without much change be applied to also effectively regulate the products of NBT. The basic elements for allowing this is that the current “GMO” Act has a product-based trigger and sets genetic variations beyond that which may also occur naturally as the threshold for regulation.

Agricultural Research Council’s Biotechnology Platform

The Agricultural Research Council’s Biotechnology Platform (ARC-BTP) was established in 2010 as a major strategic priority of the ARC. The role of the ARC-BTP is to create the high-throughput resources and technologies required for applications in genomics, quantitative genetics, marker assisted breeding, and bioinformatics within the agricultural sector. The focus of the ARC-BTP is to establish itself as both a research and service driven institution, providing an environment in which highly skilled researchers can be hosted and trained. The technologies established within the platform are accessible as services to the ARC, collaborators, companies, science councils, and researchers across the African continent.

GE research by the ARC focuses on vegetables, ornamental plants, and indigenous crops. Research projects have been identified and implemented by the division with the aim of developing new cultivars better suited to South African conditions.

The Institute for Wine Biotechnology at Stellenbosch University

The Institute for Wine Biotechnology at Stellenbosch University (IWBT) is the only research institute in South Africa that focuses on studying the biology of grapevine and wine microorganisms and cooperates very closely with the wine and table grape industries of South Africa.

The IWBT's research theme is the understanding of the biology of wine-associated organisms, including the ecology, physiology, molecular and cellular biology of grapevine, wine yeast and wine bacteria to promote the sustainable, environmentally friendly and cost-effective production of quality grapes and wine. The Institute continually integrates the latest technologies in the biological, chemical, molecular, and data analytical sciences to achieve these aims.

The specific research portfolio consists of three programs. The first focuses on a better understanding and exploitation of wine associated microbial biodiversity, and the physiological, cellular and molecular characterization of *Saccharomyces* and non-*Saccharomyces* yeasts, as well as the genetic improvement of wine yeast strains. A second program is concerned with lactic acid and other bacteria, including their impact on wine, metabolic characterization, and improvement of malolactic fermentation. The third program focuses on the physiology, cellular and molecular biology, and genetic improvement of grape cultivars.

Wine is one of the major agricultural products exported to the United States by South Africa, with an annual value worth around US\$30 million.

The South African Sugarcane Research Institute

The Variety Improvement Program of the South African Sugarcane Research Institute (SASRI) encompasses operational and research activities that facilitate the development and release of varieties with sucrose, yield, pest and disease, agronomic, and milling characteristics that are desirable to both millers and growers.

Currently, modern biotechnological approaches are deployed in research projects that include:

- Drought tolerance induced in sugarcane by genetic modification
- Overcoming transgenic silencing in sugarcane
- Unlocking genetic variation in sugarcane for disease resistance
- Improved nitrogen use efficiency through GE technology
- Medium and long-term conservation of strategically important transgenic germ plasm
- Characterization and isolation of mutant ALS gene with tolerance to *imazapyr* in sugarcane
- Tissue specific transgene expression

(b) COMMERCIAL PRODUCTION

Currently, South Africa commercially cultivates three GE agricultural crops, namely corn, soybeans and cotton. In the 2018/19 production season, 2.7 million hectares of these GE crops were planted in South Africa. GE Corn plantings represent about 73 percent of total GE plantings, followed by GE soybeans, representing 26 percent of total GE planting and GE cotton representing less than 2 percent of total GE plantings in South Africa.

Corn

Corn is the main field crop produced in South Africa and is used for both human consumption (mainly white corn) and animal feed (mainly yellow corn) with an annual average production of more than 12.0 million tons. In 1997, the first GE corn event (insect resistant) was approved in South Africa and since then there has been progressive and steady increase in GE corn plantings to almost 90 percent of total corn plantings today. Table 1 illustrates the plantings of GE corn in South Africa over the past 7 years. Of the estimated 2.3 million hectares of corn planted with GE seed in the 2018/19 production season, an estimated 2.0 million tons was planted with GE seeds. Single insect resistant and herbicide tolerant events comprised an estimated 6 percent and 11 percent of total GE corn plantings, respectively, while the stacked varieties (insect resistant and herbicide tolerant) an estimated 83 percent (see also Figure 1). White corn plantings in the 2018/19 production season were 1.3 million hectares of which an estimated 88 percent or 1.1 million hectares were planted with GE seed. Yellow corn plantings were 1.0 million hectares of which an estimated 87 percent were planted with GE seed.

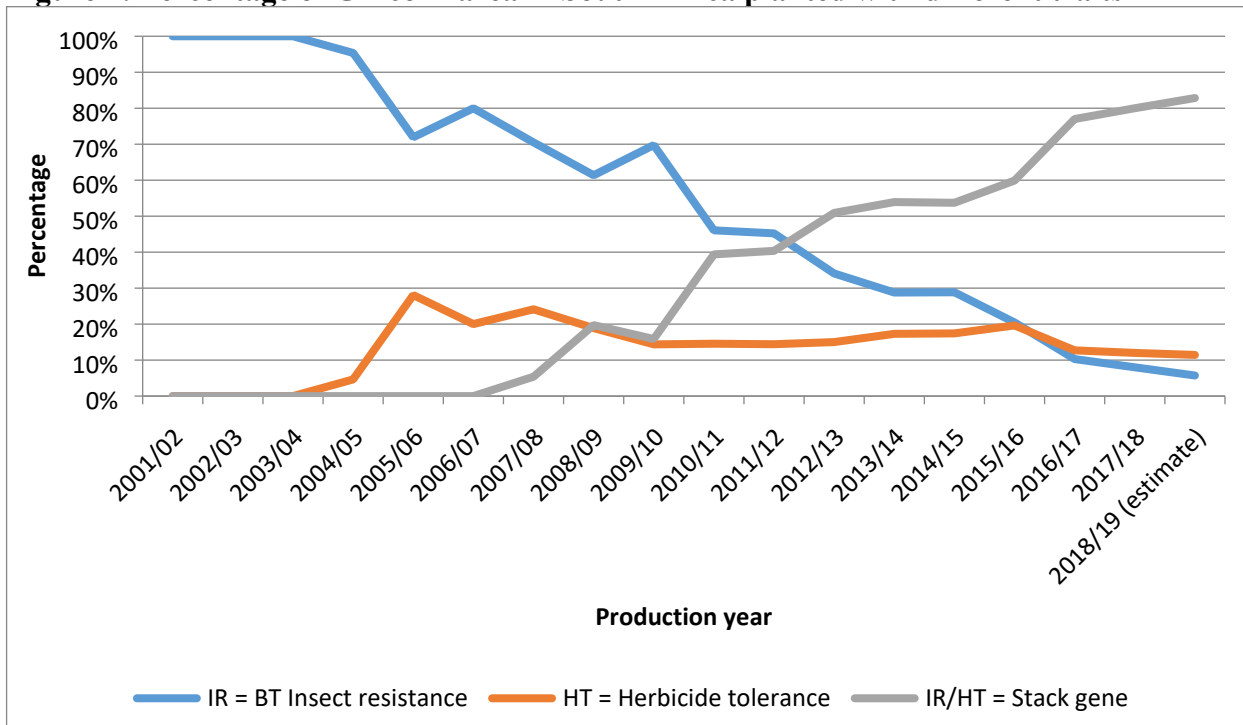
Table 1: Planting of GE corn in South Africa over the past 7 years

Production years	Area planted (1,000 ha)		
	White corn	Yellow corn	Total corn
<u>2012/13</u>			
Total	1,617	1,164	2,781
Biotech	1,316	1,055	2,371
% of total	81%	91%	85%
<u>2013/14</u>			
Total	1,572	1,139	2,711
Biotech	1,323	1,041	2,364
% of total	84%	91%	87%
<u>2014/15</u>			
Total	1,448	1,205	2,653
Biotech	1,324	1,055	2,380
% of total	91%	88%	90%
<u>2015/16</u>			
Total	1,015	932	1,947
Biotech	914	821	1,735
% of total	90%	88%	89%
<u>2016/17</u>			
Total	1,643	985	2,629

Biotech	1,580	885	2,465
% of total	96%	90%	94%
2017/18			
Total	1,268	1,050	2,318
Biotech	1,215	955	2,170
% of total	96%	91%	94%
2018/19 (estimate)			
Total	1,298	1,002	2,300
Biotech	1,140	870	2,010
% of total	88%	87%	87%

Source: GrainSA and ISAAA

Figure 1: Percentage of GE corn area in South Africa planted with different traits



The long-term trend in corn production indicates that South Africa is producing more corn on less area (see Figure 2). The main reasons for this trend are more efficient and effective farming methods and practices, the use of less marginal land in the corn production systems, better seed cultivars, and the adoption of biotechnology. Figure 3 illustrates another remarkable trend, where South Africa's average corn yield more than doubled over the past 20 years. Indications are that this trend of producing more corn on fewer hectares will continue in the future.

Figure 2: The trend in corn production and consumption in South Africa since the 1980's

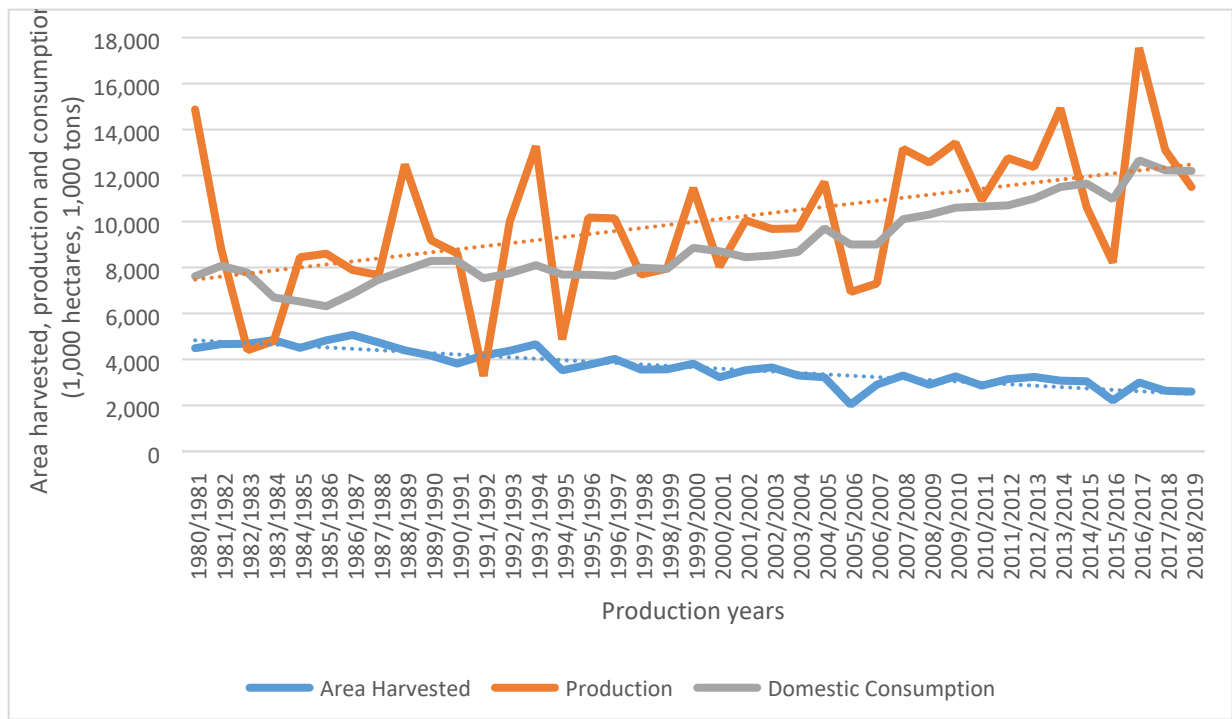
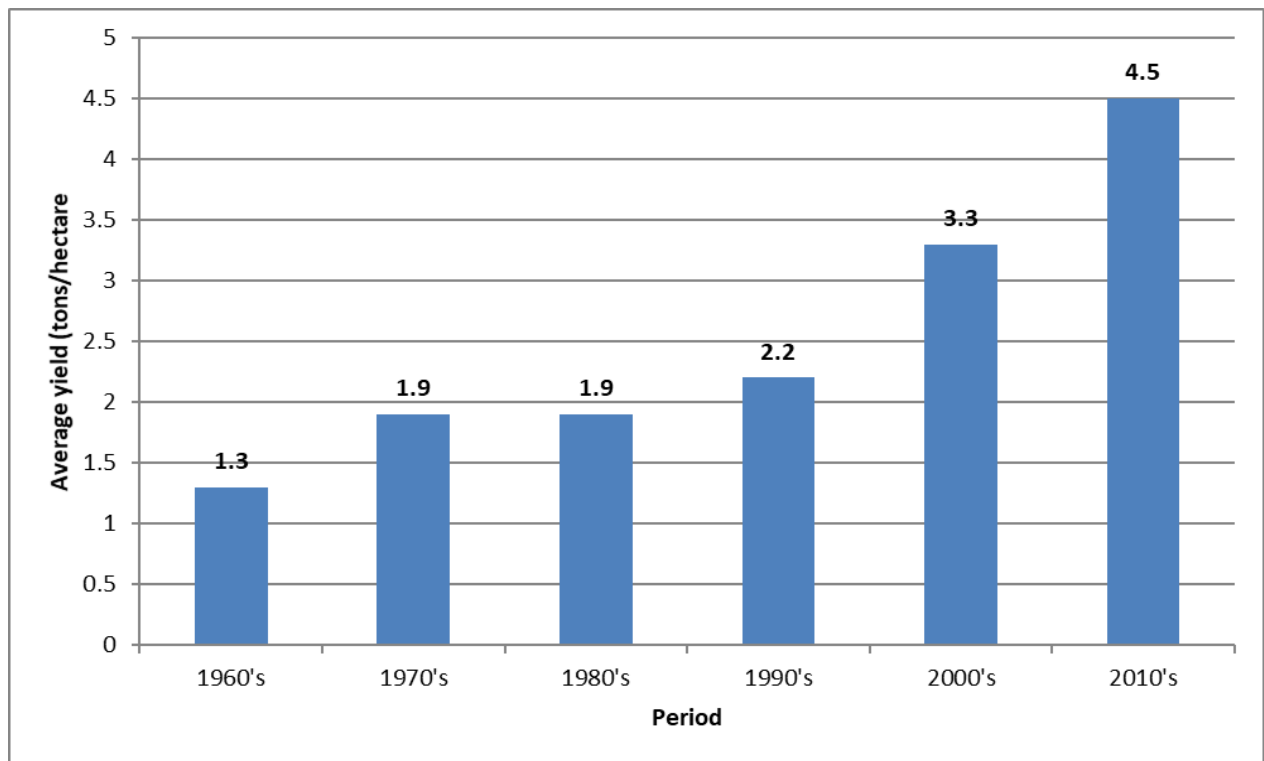


Figure 3: Trends in the average corn yields in South Africa



Soybeans

South Africa demonstrates a positive trend in soybeans production over the past 10 years, mainly driven by an expansion in soybean processing capacity to replace soybean meal imports (see Figure 4). In addition, many producers have realized the positive attributes of soybeans if used in a rotational system with corn. As a result, the area planted with soybeans in South Africa more than doubled over the past 10 years. In the 2018/19 production season, producers planted 730,500 hectares of soybeans. Post believes the positive trend will continue in the 2019/20 production season and producers will plant a record of 800,000 hectares with soybeans. If average yields and normal climatic conditions hold true, South Africa could produce a soybean crop of 1.5 million tons in the 2019/20 MY, an increase of 14 percent from the previous season. Estimates are that more than 95 percent soybeans were planted with GE seeds. GE soybeans were first approved for commercialization in South Africa in 2001 and by 2006, 75 percent of the soybean crop grown was GE.

Figure 4: Trends soybean production in South Africa since the 1999/00 production season



Cotton

Cotton area planted increased by 18 percent to 44,327 hectares in the 2018/19 production season. The increase in hectares planted was mainly due to the more favorable prices of cotton in relation to competitive crops, the renewed interest in cotton production, and better climatic conditions. All cotton plantings in South Africa is GE.

(c) EXPORTS

South Africa is a net exporter of corn in most years, except when drought limits production. For the 2018/19 season, Post estimates South Africa's corn exports could reach 1.0 million tons, mainly white corn, as demand for imports in the region increased after the drought. With expected lower usage of white corn for animal feed and a carry-over stock of about 1.8 million tons, South Africa will have enough white corn available to meet local demand and exports. South Africa's exports markets will include Botswana, Lesotho, Eswatini (formerly Swaziland), Namibia, Mozambique and Zimbabwe. In the first five months of the marketing season, South Africa exported 477,457 tons of corn (see also Table 2).

In the 2017/18 season, South Africa exported 2.1 million tons of corn consisting of 1.5 million tons of yellow corn and 544,000 tons of white corn. The major customers for South Africa's yellow corn were Vietnam (691,000 tons), South Korea (215,000 tons), Japan (152,000 tons), Taiwan (106,000 tons) and Italy (100,000 tons). Most of the white corn was exported to Botswana (186,000 tons), Italy (91,000 tons) and Mozambique (75,000 tons). South Africa did not export any corn to the United States. South Africa imported 172,000 tons of yellow corn from Argentina and Brazil in the 2017/18 season, on the back of a lower corn crop in the 2018/19 production season.

Table 2: South Africa's exports and imports of white and yellow corn in the 2017/18 MY and 2018/19 MY

	2017/18 MY May 1, 2018 – Apr 30, 2019 (1,000 tons)			2018/19 MY ¹ May 1, 2019 – Apr 30, 2020 (1,000 tons)		
	White corn	Yellow corn	Total	White corn	Yellow corn	Total
Export Destinations						
Botswana	186	42	197	78	38	116
Ethiopia	38	0	38	74	0	74
Ghana	0	20	20	0	0	0
Italy	91	100	190	0	0	0
Lesotho	53	11	50	19	1	20
Japan	0	152	152	0	0	0
Mozambique	75	34	92	32	18	50
Namibia	62	47	83	54	30	84
North Korea	0	10	4	0	4	4
Somalia	0	0	0	23	0	23
South Korea	0	215	215	0	4	4
Spain	17	0	18	0	0	0
Eswatini (Swaziland)	22	98	100	8	42	50
Taiwan	0	106	106	0	0	0
Tanzania	0	0	0	22	0	22
Uganda	0	0	0	20	0	20

Zimbabwe	0	0	0	0	10	10
Vietnam	0	691	691	0	0	0
TOTAL EXPORTS	544	1,526	2,070	330	147	477
Imports						
Brazil	0	51	51	0	0	0
Argentina	0	121	121	0	252	252
TOTAL IMPORTS	0	172	172	0	252	252

Source: SAGIS

Note: 1. Preliminary export and import data from May 1, 2019 to September 27, 2019

Exports of soybeans by South Africa are limited as local crushing plants normally consume most of the locally produced soybeans. However, South Africa exported 33,000 tons of soybeans in the 2017/18 season, mainly to Turkey and Zimbabwe. Post expects exports of soybeans will be limited in the 2018/19 season as local crushing plants will consume most of the locally produced soybeans.

(d) IMPORTS

South Africa does allow the importation of GE crops and GE processed products as long as synchronized approvals exist. South Africa is normally not a major importer of corn, but South Africa imported about 172,000 tons of yellow corn from Argentina and Brazil in the 2017/18 season due to drought. On the back of a lower corn crop in the 2018/19 production season, Post estimates South Africa will have to import about 500,000 tons of yellow corn to augment local production. In the first five months of the 2018/19 marketing season South Africa imported 251,708 tons of yellow corn from Argentina.

In the past, the United States was not allowed to export corn to South Africa due to unsynchronized GE approvals. However, on December 5, 2016, the Registrar of the GMO Act informed stakeholders that all corn GE events that had caused asynchrony with the United States had been approved by the Executive Council and invited applications for permits from importers. According to the South African regulatory procedures, the application process for commodity import permits requires that the exporting country must have approved the same type and number of GE events per crop that have been approved in South Africa. South Africa can also import GE corn from Argentina, Brazil, and Paraguay.

In the 2017/18 MY, South Africa imported a small number of soybeans (7,000 tons), mainly from Zambia and Malawi. However, for the 2018/19 season, Post estimates imports of soybeans could increase to 50,000 tons to supplement the decrease in local production due to the drought. Higher imports of soybeans are not expected as trade are mainly directed to oil and protein meal.

(e) FOOD AID

South Africa is not a recipient of food aid even in years of drought. However, any international food aid destined to Lesotho, Swaziland, Zambia, and Zimbabwe ordinarily passes through the port of Durban, South Africa's major port. In order for shipment containing GE commodities to pass through South Africa, the "GMO" Registrar's office requires several measures, including, an advance

notification so that proper containment measures can be taken. A letter from the recipient country stating that it accepts the food aid consignment and that it contains GE products is also required.

(f) TRADE BARRIERS

DAFF mandates that only approved GE events are allowed into South Africa under the “GMO” Act. According to the South African regulatory procedures, the application process for commodity import permits requires that the exporting country must have approved the same type and number of GE events that have been approved in South Africa. The South African regulatory procedures for approving GE events sometimes take longer than those in supplier countries. Differences in the speed of authorizations lead to situations where products are approved for commercial use outside South Africa but not within South Africa. These asynchronous approvals result in severe risks of trade disruption since South Africa applies only one percent tolerance for the presence of unauthorized (in South Africa) biotech events in food and feed.

PART B: POLICY

(a) REGULATORY FRAMEWORK

Historical context

In 1979, the South African government established the Committee on Genetic Engineering (SAGENE). SAGENE was comprised of a group of South African scientists and was commissioned to act as scientific advisory body to the government. It has paved the way for the uptake of GE in food, agriculture, and medicine in South Africa. In 1989, on the advice of SAGENE, the first GE experiments in open field trials took place. In January 1994, a few months before South Africa’s first democratic elections, SAGENE was given legal powers to “advise any Minister, statutory or government body on any form of legislation or controls pertaining to the importation and/or release of GE products”. As a result, SAGENE was tasked to draft a “GMO” Act for South Africa. A draft “GMO” bill was published for public comment in 1996 and passed by the Parliament in 1997. Nevertheless, the “GMO” Act only came into effect in December 1999, after regulations to bring the Act into effect were promulgated. In this interim period, SAGENE continued to act as the key “regulatory body” for GE products, and under its auspices granted permits to allow Monsanto to commercialize GE cotton and GE corn seed. In addition, 178 permits were granted for a variety of open field GE trials. Once the “GMO” Act came into effect, SAGENE ceased to exist and was replaced by an Executive Council, established under the “GMO” Act of 1997.

The “GMO” Act of 1997

The “GMO” Act of 1997, and its accompanying Regulations, is administrated by Department of Agriculture, Forestry and Fisheries (DAFF). Under the “GMO” Act, a decision-making body (the Executive Council (EC)), an advisory body (the Advisory Council (AC)), and an administrative body (the “GMO” Registrar) were established. The main functions of these bodies are to:

- Provide measures to promote the responsible development, production, use, and application

of GE products;

- Ensure that all activities involving the use of GE products be carried out in such a way as to limit possible harmful consequences to the environment, human, as well as, animal health;
- Give attention to the prevention of accidents and the effective management of waste;
- Establish mutual measures for the evolution and reduction of the potential risks arising from activities involving the use of GE products;
- Lay down the necessary requirements and criteria for risk assessments;
- Establish appropriate procedures for the notification of specific activities involving the use of GE products.

The “GMO” Act of 1997 was modified by the South African government in 2005 to bring it in line with the Cartagena Biosafety Protocol (CBP) and again in 2006 in order to address some economic and environmental concerns. These amendments to the “GMO” Act were published and gazetted on April 17, 2007, and came into effect in February 2010, after the Regulations were published. The “GMO” Act, as amended, does not change the pre-existing preamble, which establishes the general ethos of the legislation, namely, to subsume the need for biosafety with the imperative to promote GE product development.

The amendments to the “GMO” Act make it clear that a scientifically based risk assessment is a prerequisite for decision-making and also authorizes the EC to determine if an environmental impact assessment is required under the National Environmental Management Act. The amendments also added specific legislation to allow socio-economic considerations to factor into decision-making and make those considerations significantly important in the decision-making process.

The amendments also create at least eight new provisions dealing with accidents and/or unintentional transboundary movement. A new definition of “accident” was created to capture two types of situations, namely, dealing with unintentional transboundary movements of GE products and the unintentional environmental release within South Africa.

In summary, the existence and application of the “GMO” Act and its amendments provides South Africa with a decision-making tool that enables authorities to conduct scientifically-based, case-by-case assessment of the potential risks that may arise from any activity involving a particular GE product.

The Executive Council (EC)

The EC functions as an advisory body to the Minister of DAFF on matters relating to GE products, but more important is the decision-making body that approves or rejects GE applications. The EC is also empowered to co-opt any person knowledgeable in the field of science to serve on the EC to provide advice.

The EC is made up of representatives of different departments within the South African government. These include:

- DAFF
- Department of Water and Environmental Affairs

- Department of Health
- Department of Trade and Industry
- Department of Science and Technology
- Department of Labor
- Department of Arts and Culture

Before making a decision regarding GE applications, the EC is obliged to consult with the AC. The AC is represented on the EC through its chairperson. Decision-making by the EC is on the basis of consensus by all the members and where no consensus is reached, the application before the EC will be considered as having been declined. For this reason, it is essential that all representatives on the EC have significant knowledge of biotechnology and biosafety.

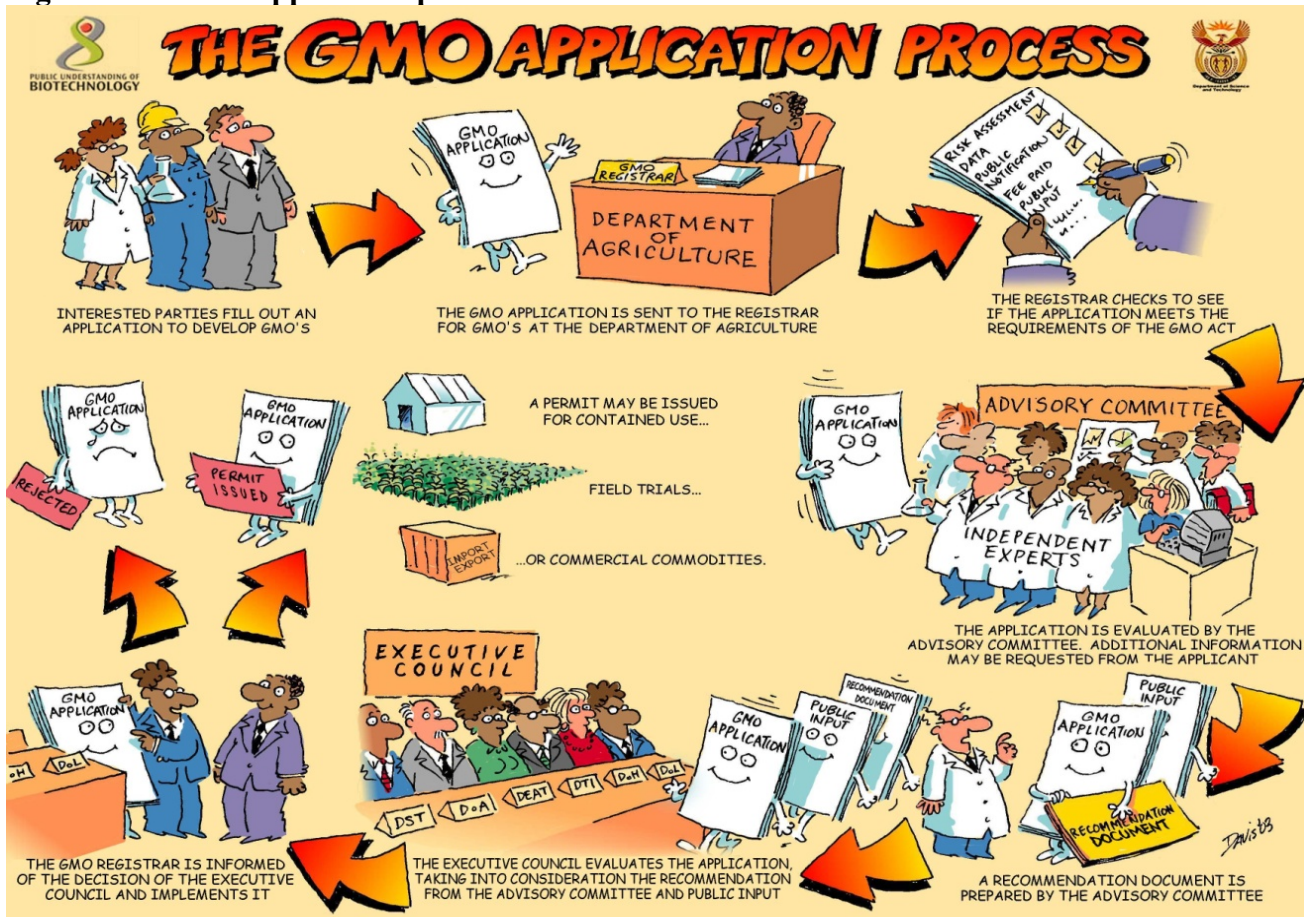
The Advisory Council (AC)

The AC consists of ten scientists who are appointed by the Minister of Agriculture. The EC also has input in the appointment of members of the AC. The role of the AC is to provide the EC advice on GE applications. The AC is further supported by subcommittee members representing an extended pool of scientific expertise from various disciplines. The AC together with the subcommittee members is responsible for the evaluation of risk assessments of all applications as it relates to food, feed, and environmental impact and for submitting recommendations to the EC.

The Registrar

The Registrar, who is appointed by the Minister of Agriculture is in charge of the day-to-day administration of the “GMO” Act. The Registrar acts on the instructions and conditions laid down by the EC. The Registrar is also responsible for examining applications to ensure conformity with the Act, issuing permits, amending and withdrawing permits, maintaining a register, and monitoring all facilities that are used for contained use and trial release sites. Figure 5 illustrates the GE application process in South Africa.

Figure 5: The GE application process in South Africa



Source: DAFF

Other regulations that impact GE products in South Africa

The National Environmental Management Biodiversity Act

The National Environmental Management Biodiversity Act (Biodiversity Act) of 2004 was established to protect South Africa's biodiversity from specific threats and includes GE products as one of those threats. Section 78 of the Act gives the Minister of Environmental Affairs the power to deny a permit for general or trial release applied for under the "GMO" Act if the GE product may pose a threat to any indigenous species or the environment.

Under the Biodiversity Act, a South African Biodiversity Institute (SANBI) was also established. SANBI is tasked to monitor and report regularly to the Minister of Environmental Affairs on the impacts of any GE product that has been released into the environment. The legislation requires reports on the impact of non-target organisms and ecological processes, indigenous biological resources, and the biological diversity of species used for agriculture.

(b) APPROVALS

Table 3 illustrates all the GE events that have been approved for general release in South Africa under the GMO Act of 1997. This means these events can be used for commercial plantings, for food and/or feed, and the import and export of these events are allowed. Twenty-three GE events have received general release approval since 1997 in South Africa. These events are present in three crops namely, corn, soybeans, and cotton. Three animal vaccines were also approved. Three new events were approved for general release in 2015, namely, the long-awaited drought tolerance trait from Monsanto, MON87460, and two animal vaccines from Intervet and Ceva Animal Health. The latest approval was from Dow AgroScience in 2018, which is a stack insect resistant and herbicide tolerant event in corn.

Table 3: GE events approved for general release in South Africa

Company	Event	Crop/product	Trait	Year approved
Dow AgroSciences SA	MON89034xTC1507xNK603	Corn	Insect resistant Herbicide tolerant	2018
Intervet	Innovax-ND	Vaccine		2015
Ceva Animal Health	Vectromune HVT NDT & Ripens	Vaccine		2015
Monsanto	MON87460	Corn	Drought tolerance	2015
Intervet	Innovax ILT	Poultry vaccine		2014
Pioneer	TC1507 x MON810 x NK603	Corn	Insect resistant Herbicide tolerant	2014
Pioneer	TC1507 x MON810	Corn	Insect resistant Herbicide tolerant	2014
Pioneer	TC1507	Corn	Insect resistant Herbicide tolerant	2012
Syngenta	BT11xGA21	Corn	Insect resistant Herbicide tolerant	2010
Syngenta	GA21	Corn	Herbicide tolerant	2010
Monsanto	MON89034xNK603	Corn	Insect resistant Herbicide tolerant	2010
Monsanto	MON89034	Corn	Insect resistant	2010
Monsanto	Bollgard II x RR flex (MON15985 x MON88913)	Cotton	Insect resistant Herbicide tolerant	2007
Monsanto	MON88913	Cotton	Herbicide	2007

			tolerant	
Monsanto	MON810 x NK603	Corn	Insect resistant Herbicide tolerant	2007
Monsanto	Bollgard RR	Cotton	Insect resistant Herbicide tolerant	2005
Monsanto	Bollgard II, line 15985	Cotton	Insect resistant	2003
Syngenta	Bt11	Corn	Insect resistant	2003
Monsanto	NK603	Corn	Herbicide tolerant	2002
Monsanto	GTS40-3-2	Soybeans	Herbicide tolerant	2001
Monsanto	RR lines 1445 & 1698	Cotton	Herbicide tolerant	2000
Monsanto	Line 531/Bollgard	Cotton	Insect resistant	1997
Monsanto	MON810/Yieldgard	Corn	Insect resistant	1997

Source: DAFF

In Table A2 in the appendix, GE events that have received commodity clearance are indicated. The events cover six crops, namely, corn, soybeans, canola cotton, rice, and rapeseed. Commodity clearance means the importation of these events for the use as food and/or feed are allowed. In 2018, 13 new events received commodity clearance. In 2016, 26 new events received commodity clearance to allow imports of GE commodities to supplement local production after the drought.

(c) STACKED EVENT APPROVALS

South Africa requires an additional approval for GE seeds that combine two or more already approved traits, such as herbicide tolerance and insect resistance. This requirement means that companies effectively need to start from the beginning of the approval process for stacked events, even when the individual traits have already been approved. This requirement is delaying the approvals of new stacked events in South Africa. The EC reconfirmed in its first meeting of 2012, that each stacked event must undergo a separate safety assessment as per the “GMO” Act. Currently, nine stacked events (insect resistant and herbicide tolerant), seven for corn and two for cotton, have been approved for general release in South Africa.

(d) FIELD TESTING

South Africa allows for field-testing of GE crops under the “GMO” Act of 1997. Please refer to Table A1 in the appendix for GE events that have been approved for confined field trails. According to the Act, all facilities conducting GE activities must be registered with the registrar. A separate application must be logged with the registrar for each facility and applications must include:

- the name of the person taking responsibility for the facility,

- a map of the facility that indicates the different units within the facility,
- a locality map that clearly indicates where the facility is situated, including its geographic coordinates,
- a science-based risk assessment of the activity(ies) within the facility, and
- the proposed risk management mechanisms, measures, and strategies.

After receiving the application, the registrar approaches the AC for consideration of the application and a recommendation. Upon registration of a facility, the registrar furnishes the applicant with proof of registration and information on relevant guidelines. The registration of a facility is valid for a period of three years, before an application for renewal must be submitted.

(e) INNOVATIVE BIOTECHNOLOGIES

Currently, the “GMO” Act (1997) regulates all modifications to genomes in South Africa. However, in 2015, the Department of Science and Technology commissioned the Academy of Science of South Africa to develop an expert report on the regulatory implications of New Breeding Techniques (NBTs) in South Africa. The study concluded that South Africa has a robust and experienced regulatory system for GE products, which can without much change be applied to also effectively regulate the products of NBTs. The basic elements for allowing this is that the current “GMO” Act has a product-based trigger and sets genetic variations beyond that which may also occur naturally as the threshold for regulation.

(f) COEXISTENCE

Coexistence has not been an issue that has necessitated the introduction of specific guidelines or regulations in South Africa. The government leaves the management of the approved GE field crops to the farmers. South Africa also does not currently have a National Organics Standard in place.

(g) LABELING

Consumer Protection Act

GE labeling regulations have not yet been published under the Consumer Protection Act that has been in force since April 1, 2011. The primary purpose of the law is to prevent exploitation or harm of consumers and to promote the social well-being of consumers. However, the Consumer Protection Act has the following section which states that all products containing GE material must be labeled [Section 24(6)]:

(6) Any person who produces, supplies, imports or packages any prescribed goods must display on, or in association with the packaging of those goods, a notice in the prescribed manner and form that discloses the presence of any genetically modified ingredients or components of those goods in accordance with applicable regulations.

According to the act:

- All food containing more than five percent GE ingredients, whether produced in South Africa or elsewhere, needs to carry the declaration which states, "contains at least five percent genetically modified organisms" in a conspicuous and easily legible manner and size.
- Those products that contain less than five percent of GE ingredients may be labeled "Genetically modified content is below five percent".
- If it is impossible or not feasible to test goods for the presence of GE traits, the product must be labeled "may contain GMO ingredients".
- Products containing less than one percent GE content – may be labeled as “does not contain genetically modified organisms”.

The South African government views the labeling of GE products solely within the context of the consumer’s right to obtain the facts needed to make an informed choice or decision about food. Thus, it is not about human health, safety or quality issues.

In May 2012, Business Unity South Africa (BUSA) organized a meeting with the Commissioner of the Consumer Protection Act to discuss the current challenges pertaining to the regulations of the Act. The intention was also to initiate the establishment of future dialogues and collaboration to address pertinent limitations of the regulations, including GE labeling.

The BUSA delegates tabled the following concerns regarding GE labeling to the Commissioner:

- The inclusion of GE labeling in the Consumer Protection Act is not necessary as it is already covered by regulations No. R25 of the Foodstuffs, Cosmetics and Disinfectant Act, Act No. 54 of 1972, administered by the Department of Health;
- To adhere to the regulations regarding GE labeling will increase the cost of food and impact negatively on the consumer and household food security;
- The current regulations referred to “genetically modified organisms” as defined in Section 1 of the “GMO” Act, Act No. 15 of 1997. The current commercially approved “genetically modified organisms” in terms of the latter are corn, soybeans, and cotton. Inevitably, downstream products are not covered and therefore the existing regulations might not be applicable;
- The regulations are vague and pose interpretation challenges. There are varying degrees of interpretations by various industries in an attempt to solicit compliance mechanisms;
- There are currently only a few laboratories in the country, and these would be unable to absorb the pressure of testing every batch from the farm gate and throughout the value chain.

The Commissioner replied by acknowledging the inherent challenges pertaining to definitions and interpretations of the existing GE regulations, as well as, disparities leading to the final draft. As a result, the Commission has been collaborating with the Departments of Health; Agriculture, Forestry and Fisheries; Trade and Industry; and Science and Technology in an effort to develop more sensible guidelines on GE labeling. A task team to address the conflicts and confusion of the labeling regulations was then appointed. A workshop that served as a consultative forum with stakeholders to finalize proposed amendments on GE labeling was held in 2014. Since then the issue has been lingering and new GE labeling regulations have not yet been published.

As a result, currently the only label requirement for GE products in South Africa falls under the Foodstuffs, Cosmetics and Disinfectant Act. This Act mandates labeling of GE foods only in certain cases, including when allergens or human/animal proteins are present, and when a GE food product differs significantly from a non-GE equivalent. The rules also require validation of enhanced-characteristic (e.g., “more nutritious”) claims for GE food products. The regulations do not address claims that products are GE-free.

(h) MONITORING AND TESTING

In South Africa, approved GE commodities are imported through a permit system under the “GMO” Act (1997). This system only applies to living GE organisms and processed commodities and is not regulated unless considered to have health considerations. However, no routine GE detection is performed on GE imports or non-GE imports to ensure that unapproved events are not present.

(i) LOW LEVEL PRESENCE POLICY

South Africa has a Low-Level Presence (LLP) tolerance of only one percent. However, if the product is milled or otherwise processed there are usually no importation problems. South Africa’s 2016 effort to bring their approval in to synchrony with the United States and other producers was a proactive step toward avoiding LLP situations. Rather than testing for unapproved events, South Africa compares the number and type of events approved in the exporting country to its own.

(j) ADDITIONAL REGULATORY REQUIREMENTS

No additional seed registration is required in South Africa after GE seed is approved for general release. Seed Certification is also voluntary, except for specific varieties listed in the Plant Improvement Act and on request of the breeder or owner thereof.

(k) INTELLECTUAL PROPERTY RIGHTS

Biotechnology companies operating in South Africa follow essentially the same procedure for collecting technology fees as in the United States. This policy generally works because South Africa is a signatory to the Trade-Related Aspects of International Property Rights (TRIPS) agreement of the WTO. Cotton and corn are such that farmers have to buy new seed every year. Farmers sign a one-year licensing agreement, and the technology fee is included in the price of the bag of seed for these crops.

Soybeans are more difficult. Technology developers try to collect the fee from the farmers when they deliver the harvest to the terminal. This fee can be difficult to collect because soybeans are self-pollinated, so seed need not be purchased each year. Also, farmers often use soybeans for on-farm feed so it might never enter commercial circulation. As a result, the Minister of Agriculture approved a statutory levy on soybeans on 22 June 2018, according to which seed companies can be compensated for their performance in the soybean seed market in South Africa. The Breeding and Technology levy on soybeans has been approved for 2 years and took effect on March 1, 2019. The levy has been set at R65 (\$4.40) per ton for the first year and R80 (\$5.40) per ton for the second year. These values are calculated at 1.2 percent of the previous marketing year's average soybean price and

will be payable when producers sell their soybeans. The soybean levy will be administered by the SA Cultivar and Technology Agency (SACTA) and paid to seed companies according to their market share. SACTA is a non-profit company established to administer seed levies for all self-pollinated crops. Levies on wheat and barley for this purpose have already been collected and paid by SACTA for a second year.

(l) CARTAGENA PROTOCOL RATIFICATION

South Africa has signed and ratified the Cartagena Protocol on Biosafety (CPB). South Africa, under the leadership of DAFF's "GMO" Regulatory Office, has modified its "GMO" Act to align with the CPB.

(m) INTERNATIONAL TREATIES/FORA

South Africa is a signatory member of *inter alia*:

- The [Agreement on the Application of Sanitary and Phytosanitary Measures](#) of the [World Trade Organization](#) (WTO-SPS)
- [Codex Alimentarius Commission \(Codex\)](#)
- [International Plant Protection Convention \(IPPC\)](#) of the [Food and Agricultural Organization \(FAO\)](#)

South Africa as a member of the IPPC undertakes to:

- Implement common and effective measures on national and international level to prevent the importation and distribution of pests of plants and plant products
- Promote the methods for the control of pests
- Establish legal, technical and administrative measures necessary to achieve the goals of the Convention.

(n) RELATED ISSUES

There are no other issues related to plant biotechnology that are not captured under the current headings.

PART C: MARKETING

(a) PUBLIC/PRIVATE OPINIONS

A report on the Public Perceptions of Biotechnology in South Africa was released by the Human Science Research Council (HSRC) on November 1, 2016. The report investigated *inter alia* South Africans' knowledge about biotechnology, attitudes towards biotechnology, the use of biotechnology in daily life, sources of information about biotechnology, and perceptions about the governance of biotechnology.

According to the report more than half of South Africa's population believes that biotechnology is good for the economy and many are in favour of purchasing GE food. The survey showed that 48 percent of South Africans were aware that they were eating GE food, and 49 percent believed that it was safe to do so. The first survey, conducted in 2004, indicated that only 21 percent of the public were familiar with the word "biotechnology", and only 13 percent of those surveyed were aware of consuming GE food. The latest survey indicated that these figures have increased significantly, to 53 percent and 48 percent, respectively.

The HSRC said these changes signified a major shift in public awareness due to increased levels of education, increased access to information, and greater prominence of biotechnology in the public discourse since the first survey in 2004. There had also been a major increase in attitudes favouring the purchase of GE food. The proportion of the public that said they would purchase GE foods taking health considerations into account increased from 59 percent to 77 percent. Those who would do it on the basis of cost considerations increased from 51 percent to 73 percent, and those who would do so on the basis of environmental considerations from 50 percent to 68 percent. However, the South African public are strongly in favour of labelling GE foods.

About half of the public are aware that GE crops are legally grown in South Africa. This mostly applies to corn, while the awareness of GE cotton and GE soya crops is very low. The public felt that the governance of biotechnology should be most strongly influenced by commercial farmers, university scientists, and environmental groups. The least favoured institutions for this purpose are seen to be international corporations, the general public, the media, and religious organizations.

While the survey reveals a significant improvement in the public's understanding and awareness of biotechnology, the levels of understanding remain broadly linked to living standards measures, demographics, and levels of education. If compared to public perceptions of biotechnology studies in developed countries, the results of this study clearly show that the South African public can be broadly described as less informed, but more positive about biotechnology and specifically GE foods.

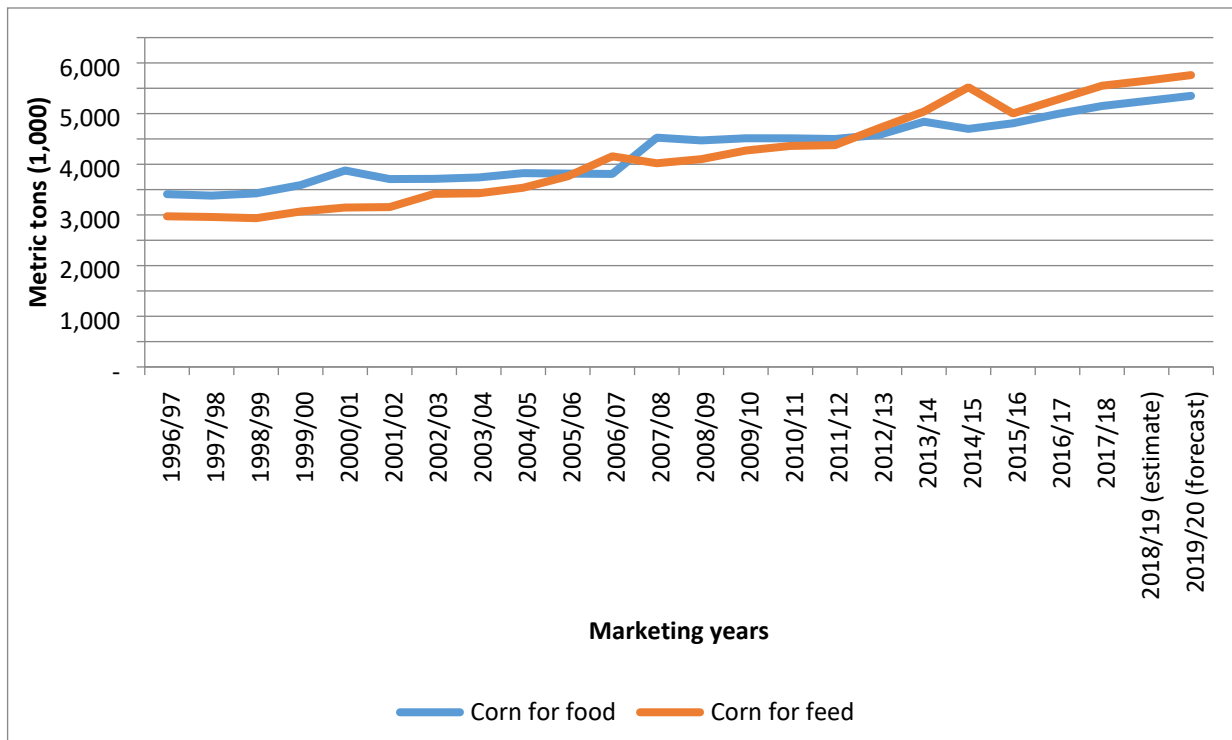
(b) MARKET ACCEPTANCE/STUDIES

On the production side, South African farmers can be divided into two categories, namely, commercial and small-scale/emerging farmers. GE products have a wide appeal with both groups with an estimated 90 percent of corn, 95 percent of soybeans, and all cotton being planted with GE seeds. Each group appreciates that GE crops use fewer inputs and have generally higher yields.

Small-scale farmers also find GE crops easier to manage than traditional or conventional hybrid varieties.

On the consumption side, South Africa uses more than 10 million tons of corn commercially on an annual basis, of which about half (mainly white corn) is used for human consumption. In fact, white corn is the staple food for many South Africans, especially for the lower to middle income group, and per capita consumption is estimated at around 90kg per annum. Yellow corn is mainly used for animal feed. The commercial demand for corn for food increased on average by 1.5 percent per year the past 20 years, while the commercial demand for feed corn increased on average by two percent per year (see also Figure 6). Projections are that these increases in demand for corn will continue in the future.

Figure 6: The commercial consumption of corn in the food and feed markets of South Africa since the 1996/97 MY



CHAPTER 2: ANIMAL BIOTECHNOLOGY

PART D: PRODUCTION AND TRADE

(a) PRODUCT DEVELOPMENT

Animal biotechnology also falls under the “GMO” Act of 1997, and any application will have to be approved by the EC. However, no animal biotechnology product has applied for review in South Africa, at this stage. Post is also not aware of any animal clones that are under development in South Africa.

(b) COMMERCIAL PRODUCTION

There is no commercial production of GE or cloned animals in South Africa.

(c) EXPORTS

South Africa does not export products from GE or cloned animals.

(d) IMPORTS

South Africa does not import products from GE animals.

(e) TRADE BARRIERS

Not applicable

PART E: POLICY

(a) REGULATORY FRAMEWORK

As already mentioned, animal biotechnology falls under the GMO Act of 1997. The Directorate of Biosafety in DAFF is proactively developing a framework for risk assessments regarding animal biotechnology.

On the other hand, animal cloning is not specifically regulated in South Africa, although related regulations and Research and Development ethics guidelines are applicable, including the Animal Improvement Act and the guidelines of the National Health Research Ethics Council (NHREC).

Animal cloning is not included in the current Animal Improvement Act. Now the act regulates for

artificial insemination and embryo transfer. However, the act is under review and after the process amendments will be published to address cloning.

The National Health Research Ethics Council (NHREC) is a statutory body established under the National Health Act No 61 of 2003. The Act mandates the Minister of Health to establish the Council and it sets out NHREC's functions, which in short involves giving direction on ethical issues relating to health and to develop guidelines for the conduct of research involving humans and animals. The Council observes and advises on international developments in health ethics issues through liaison with relevant international organisations.

(b) Approvals

There are no GE animals approved for production in South Africa. However, a number of human and animal vaccines have been approved or are under development.

(c) INNOVATIVE BIOTECHNOLOGIES

Not applicable

(d) LABELING AND TRACEABILITY

The mandatory labeling of GE products as stipulated in South Africa's Consumer Protection Act that came into law on April 1, 2011, is on hold. However, if implemented, GE labeling regulations under the Consumer Protection Act would apply to GE animals.

Currently, the label requirements for GE products under the Foodstuffs, Cosmetics and Disinfectant Act would apply to GE animal products only in certain cases when the product differs significantly from a non-GE equivalent.

(e) INTELLECTUAL PROPERTY RIGHTS

South Africa is a signatory to the Trade-Related Aspects of International Property Rights (TRIPS) agreement of the WTO; hence Intellectual Property Rights are supported by the government.

(f) INTERNATIONAL TREATIES/FORUMS

South Africa is a signatory member of *inter alia*:

- The [Agreement on the Application of Sanitary and Phytosanitary Measures](#) of the [World Trade Organization](#) (WTO-SPS)
- [Codex Alimentarius Commission \(Codex\)](#)

- The World Organization for Animal Health (OIE)

(g) RELATED ISSUES

Not applicable

PART F: MARKETING

(a) PUBLIC/PRIVATE OPINIONS

Post is not aware of any research that was done in South Africa to determine the public's opinion regarding livestock clones or GE animals in South Africa.

(b) MARKET ACCEPTANCE/STUDIES

Not applicable

APPENDIX

Table A1: GE events approved for trial release since 2014

Company	Event	Crop/ product	Trait	Year approved
<u>Monsanto</u>	MON87460	Corn	Drought Tolerance	2014
	MON87460 x MON89034	Corn	Drought Tolerance Insect resistant	2014
	MON87460 x MON89034 x NK603	Corn	Antibiotic Insect resistant Herbicide tolerance	2014
	MON87460 x NK603	Corn	Drought Tolerance Herbicide tolerance	2014
	MON87460 x MON810	Corn	Drought Tolerance Insect resistant	2014
	MON89034 x MON88017	Corn	Insect resistant Herbicide tolerance	2015
	MON87460 x MON89034 x MON88017	Corn	Drought Tolerance Insect resistant Herbicide tolerance	2015
	MON810 x MON89034	Corn	Insect resistant	2015
	MON810 x MON89034 x NK603	Corn	Insect resistant Herbicide tolerance	2015
	MON87427 x MON89034 x MIR162 x NK603	Corn	Insect resistant Herbicide tolerance	2017
	MON87701 x MON89788	Soybeans	Insect resistant Herbicide tolerance	2017
<u>Bayer</u>	Twinlink x GlyTol	Cotton	Herbicide tolerance Insect resistant	2014
	GlyTol x TwinLink x COT 102	Cotton	Herbicide tolerance Insect resistant	2016
	GLTC	Cotton	Herbicide tolerance Insect resistant	2015
	GL x LL	Cotton	Herbicide tolerance Insect resistant	2016
	GHB614 x LLCotton25	Cotton	Herbicide tolerance	2018
<u>Pioneer</u>	TC1507 x MON810	Corn	Herbicide tolerance Insect resistant	2014
	TC1507 x MON810 x NK603	Corn	Herbicide tolerance Insect resistant	2014
	PHP37046	Corn	Insect resistant	2014

	TC1507 x NK603	Corn	Herbicide tolerance Insect resistant	2014
	305423 x 40-3-2	Soybeans	Modified oil/fatty acid Herbicide tolerance	2014
	305423	Soybeans	Modified oil/fatty acid Herbicide tolerance	2014
	PHP36676	Corn	Herbicide tolerance Insect resistant	2014
	PHP36682	Corn	Herbicide tolerance Insect resistant	2014
	PHP34378	Corn	Insect resistant	2014
	PHP36827	Corn	Insect resistant	2014
	TC1507 x MIR162 x NK603	Corn	Herbicide tolerance Insect resistant	2019
	MON89034 x TC1507 x MIR162 x NK603 x DAS40278-9	Corn	Herbicide tolerance Insect resistant	2019
	DP-0561139	Corn		2019
<u>Syngenta</u>	BT11x 1507 x GA21	Corn	Herbicide tolerance Insect resistant	2014
	BT11 x MIR162 x GA21	Corn	Herbicide tolerance Insect resistant	2014
	BT11 x MIR162 x 1507 x GA21	Corn	Herbicide tolerance Insect resistant	2014
	BT11 x MIR162 x MON89034 x GA21	Corn	Herbicide tolerance Insect resistant	2018
	BT11 x GA21	Corn	Herbicide tolerance Insect resistant	2018
<u>Dow AgroScience</u>	MON89034 x TC1507 x NK603	Corn	Herbicide tolerance Insect resistant	2014
	DAS-40278-9	Corn	Herbicide tolerance	2015
	NK603 x DAS-40278-9	Corn	Herbicide tolerance	2015
	MON89034 x TC1507 x NK603 x DAS-40278-9	Corn	Herbicide tolerance Insect resistant	2015
<u>Triclinium</u>	VPM1002	Vaccine	Tuberculosis	2015
	ALVAC-HIV	Vaccine	HIV	2016
	Ad26.Mos4.HIV	Vaccine	HIV	2017

	MTBVAC	Vaccine	Tuberculosis	2018
<u>Amgen</u>	Talimogene laherparepvec (T-VEC)	Vaccine	Melanoma	2016
<u>Genective</u>	VCO-1981-5	Corn	Herbicide tolerance	2017
<u>Bashumi M3</u>	MTBVAC	Vaccine	Tuberculosis	2018
<u>PSI CRO South Africa</u>	BWN 270		Gene Therapy Vector	2018
<u>CRO South Africa</u>	BWN 270-301; BWN270-302	Vaccine		2019
<u>UniQure Biopharma</u>	AMT-061		Enhanced Vector for Gene Transfer	2019

Source: Department of Agriculture, Fisheries and Forestry (DAFF)

Table A2: GE events with commodity clearance

Company	Event	Crop	Trait	Year approved
Monsanto	MON87427 x MON89034 x MON87419 x NK603	Corn	Insect resistant Herbicide tolerant	2018
Monsanto	MON87427 x MON89034 x TC1507 x MON87411 x DAS59122-7 x MON87419	Corn	Insect resistant Herbicide tolerant	2018
Monsanto	MON87751 x MON87701 x MON87708 x MON89788	Soybeans	Insect resistant Herbicide tolerant	2018
Bayer	FG72 x A5547-127	Soybeans	Herbicide tolerant	2018
DowAgroSciences	MON89034 x TC1507 x MIR162 x NK603	Corn	Insect resistant Herbicide tolerant	2018
Syngenta	BT11 x MIR162 x MIMR604 x 5307 x GA21	Corn	Insect resistant Herbicide tolerant	2018
Monsanto	MON87705 x MON87708 x MON89788	Soybeans	Herbicide tolerant	2018
Monsanto	MON87427 x MON87460 x	Corn	Insect resistant Herbicide tolerant	2018

	MON89034 x TC1507 x MON87411 x DAS- 59122-7		Drought tolerance	
Monsanto	MON87427 x MON89034 x MIR162 x MON87411	Corn	Insect resistant Herbicide tolerant	2018
Monsanto	MON87427 x MON89034 x TC1507 x MON87411 x DAS- 59122-7	Corn	Insect resistant Herbicide tolerant	2018
Monsanto	MON87427 x MON87460 x MON89034 x MIR162 x NK603	Corn	Insect resistant Herbicide tolerant Drought tolerance	2018
Monsanto	MON87708 x MON89788 x A5547-127	Soybeans	Herbicide tolerant	2018
Syngenta	BT11 x MIR162 x MON89034	Corn	Insect resistant Herbicide tolerant	2018
Monsanto	MON87427 x MON89034 x MON88017	Corn	Insect resistant Herbicide tolerant	2017
Monsanto	MON89034 x MIR162	Corn	Insect resistant	2017
Syngenta	BT11 x MIR162 x MON89034 x GA21	Corn	Insect resistant Herbicide tolerant	2017
Du Pont Pioneer	DP114 x MON810 x MIR604 x NK603	Corn	Insect resistant Herbicide tolerant	2017
Monsanto	MON87705 x MON89788	Soybean	Herbicide tolerant Modified oil/fatty acid	2016
Monsanto	MON87708 x MON89788	Soybean	Herbicide tolerant	2016
Bayer	FG72	Soybean	Herbicide tolerant	2016
Bayer	A5547-127	Soybean	Herbicide tolerant	2016
DowAgroSciences	DAS68416-4 x MON89788-1	Soybean	Herbicide tolerant	2016
DowAgroSciences	DAS81419-2	Soybean	Insect resistant	2016
Syngenta SA	3272 x BT11 x MIR604 x GA21	Corn	Insect resistant Herbicide tolerant	2016
Du Pont Pioneer	TC1507 x MON810 x MIR162	Corn	Insect resistant Herbicide tolerant	2016

Syngenta SA	BT11 x TC1507 x GA21	Corn	Insect resistant Herbicide tolerant	2016
Monsanto	MON87427 x MON89034 x MIR162 x NK603	Corn	Insect resistant Herbicide tolerant	2016
Monsanto	MON87427 x MON89034 x 1507 x MON88017 x 59122	Corn	Insect resistant Herbicide tolerant	2016
Monsanto	MON87460 x NK603	Corn	Drought tolerance Herbicide tolerant	2016
Monsanto	MON87427 x MON89034 x NK603	Corn	Insect resistant Herbicide tolerant	2016
Du Pont Pioneer	TC1507 x MON810 x MIR162 x NK603	Corn	Insect resistant Herbicide tolerant	2016
Du Pont Pioneer	TC1507 x MIR604 x NK603	Corn	Insect resistant Herbicide tolerant	2016
Du Pont Pioneer	TC1507 x MON810 x MIR604 x NK603	Corn	Insect resistant Herbicide tolerant	2016
Du Pont Pioneer	TC1507 x 59122 x MON810 x NK603	Corn	Insect resistant Herbicide tolerant	2016
Du Pont Pioneer	TC1507 x 59122 x MON810 x MIR604 x NK603	Corn	Insect resistant Herbicide tolerant	2016
DowAgroSciences	DAS81910-7	Cotton	Herbicide tolerant	2016
DowAgroSciences	DAS-24236-5 x DAS-21023-5	Cotton	Insect resistant	2016
DowAgroSciences	MON89034 x TC1507 x MON88017 x DAS- 59122-7 x DAS- 40278-9	Corn	Insect resistant Herbicide tolerant	2016
DowAgroSciences	MON89034 x TC1507 x NK603 x DAS-40278-9	Corn	Insect resistant Herbicide tolerant	2016
Syngenta	3272 x BT11 x MIR604 x TC1507 x 5307 x GA21	Corn	Insect resistant Herbicide tolerant	2016
Du Pont Pioneer	DP4114	Corn	Insect resistant Herbicide tolerant	2016
Monsanto	NK603 x T25	Corn	Herbicide tolerant	2016
Syngenta	MZHG0JG	Corn	Herbicide tolerant	2016
Du Pont Pioneer	DP73496	Canola	Herbicide tolerant	2016
Monsanto	MON87460 x	Corn	Drought tolerance	2015

	MON89034 x NK603		Insect resistant Herbicide tolerant	
Syngenta	BT11 x MIR162	Corn	Insect resistant Herbicide tolerant	2015
Monsanto	MON87460 x MON89034 x MON88017	Corn	Abiotic resistance Insect resistant Herbicide tolerant	2015
Syngenta	GA21 x T25	Corn	Herbicide tolerant	2015
Syngenta	SYHT0H2	Soybean	Herbicide tolerant	2014
Syngenta	BT11 x 59122 x MIR604 x TC1507 x GA21	Corn	Insect resistant Herbicide tolerant	2014
Syngenta	BT11 x MIR604 x TC1507 x 5307 x GA21	Corn	Insect resistant Herbicide tolerant	2014
Syngenta	BT11 x MIR162 x MIR604 x TC1507 x 5307 x GA21	Corn	Insect resistant Herbicide tolerant	2014
Syngenta	MIR162	Corn	Insect resistant	2014
Monsanto	MON89034 x MON88017	Corn	Insect resistant Herbicide tolerant	2014
Monsanto	MON87701 x MON89788	Soybeans	Insect resistant Herbicide tolerant	2013
Monsanto	MON89788	Soybeans	Herbicide tolerant	2013
DowAgrowScience	DAS-44406-6	Soybeans	Herbicide tolerant	2013
DowAgrowScience	DAS-40278-9	Corn	Herbicide tolerant	2012
BASF	CV127	Soybeans	Herbicide tolerant	2012
DowAgrowScience/ Monsanto	MON89034 x TC1507 x NK603	Corn	Insect resistant Herbicide tolerant	2012
Syngenta	MIR604	Corn	Insect resistant	2011
Syngenta	BT11 x GA21	Corn	Insect resistant Herbicide tolerant	2011
Syngenta	BT11 x MIR604	Corn	Insect resistant Herbicide tolerant	2011
Syngenta	MIR604 x GA21	Corn	Insect resistant Herbicide tolerant	2011
Syngenta	BT11 x MIR604 x GA21	Corn	Insect resistant Herbicide tolerant	2011
Syngenta	BT11 x MIR162 x MIR604 x GA21	Corn	Insect resistant Herbicide tolerant	2011
Syngenta	BT11 x MIR162 x GA21	Corn	Insect resistant Herbicide tolerant	2011
Syngenta	BT11 x MIR162 x TC1507 x GA21	Corn	Insect resistant Herbicide tolerant	2011
Pioneer	TC1507 x NK603	Corn	Insect resistant	2011

			Herbicide tolerant	
Pioneer	59122	Corn	Insect resistant	2011
Pioneer	NK603 x 59122	Corn	Insect resistant Herbicide tolerant	2011
Pioneer	356043	Soybean	Herbicide tolerant	2011
Pioneer	305423	Soybean	Higher oleic acid content Herbicide tolerant	2011
Pioneer	305423 x 40-3-2	Soybean	Higher oleic acid content Herbicide tolerant	2011
DowAgroScience	TC1507 x 59122	Corn	Insect resistant Herbicide tolerant	2011
DowAgroScience	TC1507 x 59122 x NK603	Corn	Insect resistant Herbicide tolerant	2011
Bayer	LLRice62	Rice	Herbicide tolerant	2011
Bayer	LLCotton25	Cotton	Herbicide tolerant	2011
Monsanto	MON863	Corn	Insect resistant	2011
Monsanto	MON863 x MON810	Corn	Insect resistant	2011
Monsanto	MON863 x MON810 x NK603	Corn	Insect resistant Herbicide tolerant	2011
Monsanto	MON88017	Corn	Insect resistant	2011
Monsanto	MON88017 x MON810	Corn	Insect resistant	2011
DowAgroScience & Monsanto	MON89034 x TC1507 x MON88017 x 59122	Corn	Insect resistant Herbicide tolerant	2011
Monsanto	MON810 x NK603	Corn	Insect resistant Herbicide tolerant	2004
Monsanto	MON810 x GA21	Corn	Insect resistant Herbicide tolerant	2003
Pioneer Hi-Bred	TC1507	Corn	Insect resistant Herbicide tolerant	2002
Monsanto	NK603	Corn	Herbicide tolerant	2002
Monsanto	GA21	Corn	Herbicide tolerant	2002
Syngenta	Bt11	Corn	Insect resistant	2002
AgrEvo	T25	Corn	Herbicide tolerant	2001
Syngenta	Bt176	Corn	Insect resistant	2001
AgrEvo	Topas 19/2, Ms1Rf1, Ms1Rf2, Ms8Rf3	Oilseed rape	Herbicide tolerant	2001
AgrEvo	A2704-12	Soybean	Herbicide tolerant	2001

Attachments: No Attachments