



United States Department of Agriculture
Foreign Agricultural Service

Export Sales Reporting and Query System (ESRQS)

Public User Manual

Table of Contents

- 1 Introduction 3
 - 1.1 Objectives 3
 - 1.2 Role Description 3
 - 1.3 Accessing the ESRQS Application 3
- 2 How to view Reports 3
 - 2.1 How to view Weekly Export Sales Report 4
 - 2.2 How to view Weekly Highlights..... 6
 - 2.3 How to view Bell Report..... 7
 - 2.4 How to view CWR – Commodity Summary Report 11
 - 2.5 How to view CWR – Country Detail by Commodity Report 13
 - 2.6 How to view Weekly Historical Data Report 15
 - 2.7 How to view Foreign Assistance Report..... 18
 - 2.8 How to View Weekly Export Adjustments report: 19
 - 2.9 How to view Archived Weekly Reports 21
 - 2.10 How to View Marketing Year Final Ranking Report 23
 - 2.11 Weekly Performance Indicator Report 25
 - 2.12 Visual Analytics..... 27
- 3 ESR Query 31
- 4 ESR API..... 34
- 5 ABOUT ESRQS..... 35
- 6 HELP..... 36
- 7 APPENDIX 36
 - 7.1 ESRQS Public View Reports: 36
 - 7.2 Commodities Tab: 40
 - 7.3 Destination Countries Tab:..... 41
 - 7.4 Frequently Asked Questions (FAQ’s)..... 52

1 Introduction

Purpose and Scope

The purpose of this training manual is to provide guidance on how to navigate through ESRQS application as well as give step-by-step instructions on how to perform specific functions within the application.

The scope of this document is limited to the use of ESRQS system and associated functionalities. Any other applications are outside the scope of this document.

1.1 Objectives

At the end of this manual, you will be able to complete the following:

- How to view ESR weekly and other reports
- How to access ESR Query
- How to access ESR API

1.2 Role Description

The table below outlines all the roles associated with this application and their permissions.

Role	DESCRIPTION
ESR Public user (Non logged in user)	<ul style="list-style-type: none"> • Can access ESR Query • Can access Reports • Can access ESR API

1.3 Accessing the ESRQS Application

To access the ESRQS application, select the following URL address:

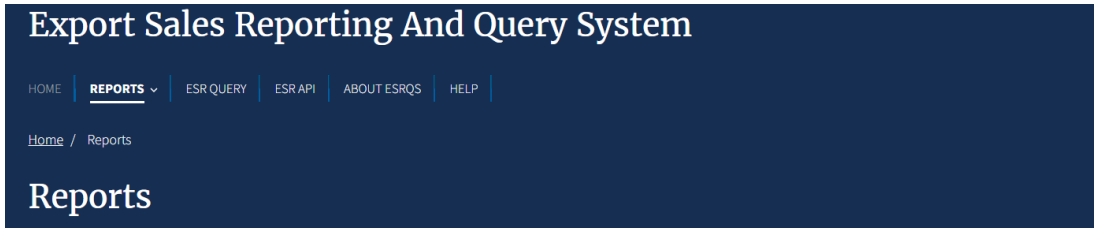
<https://apps.fas.usda.gov/esrqs>.

2 How to view Reports

All reports can be found under the **Reports** dropdown menu item. Once selected, you will find the following options:

- Weekly Export Sales Report
 - Weekly Highlights
 - Bell Report
 - CWR – Commodity Summary

- CWR – Country Detail by Commodity
- Weekly Historical Data
- Food Aid Donations
- Weekly Export Adjustments
- Archived Weekly Reports
- Marketing Year Final Ranking Report



[Weekly Export Sales Report](#)

[Weekly Historical Data](#)

[Foreign Assistance Report](#)

[Weekly Export Adjustments](#)

[Archived Weekly Reports](#)

[Marketing Year Final Ranking Report](#)

[Weekly Export Performance Indicator Report](#)

[Exports by Marketing Year](#)

[Comparison with Previous Year's Data](#)

2.1 How to view Weekly Export Sales Report

To view the Weekly Export Sales Report, click on Reports-> Weekly Export Sales Report option from menu or from the Reports screen. Screen will display as shown below:

Export Sales Reporting And Query System

HOME | **REPORTS** | ESR QUERY | ESR API | ABOUT ESRQS | HELP

Home / Reports / Weekly Export Sales Report

Weekly Export Sales Report

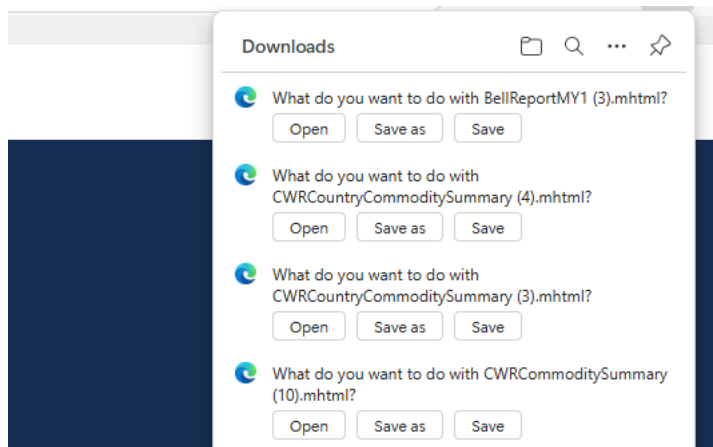
Data Published For Weekending Date:

Report Name	Report Link
Weekly Highlights	Excel , PDF , Word , XML , MHTML
CWR Report - Commodity Summary	Excel , PDF , Word , XML , MHTML
CWR Report - Country Detail by Commodity	Excel , PDF , Word , XML , MHTML
Bell Report	Excel , PDF , Word , XML , MHTML

[Click Here](#) for Report Definitions

The screen will display the reports for the latest published weekending date.

Report name will show the reports such as Weekly Highlights, CWR Report – Commodity Summary, CWR Report – Country Detail by Commodity & Bell Report. Each report will have a report link and when you click on each of the report links, the system will download the selected report for the latest published weekending date as shown below.



You can either click open to open the html report or click on Saves As to save the report in html format on your computer.

Also, you will see 'Click Here for Report Definitions' below the reports table and when you click on 'Click Here', you will navigate to the screen that shows the definitions for all the columns used in the reports.

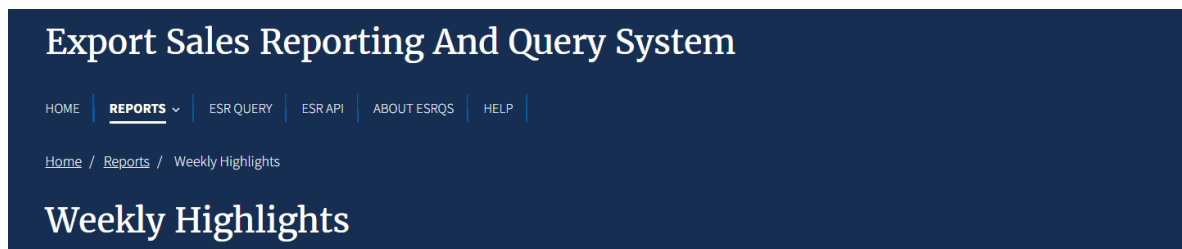
2.2 How to view Weekly Highlights

Navigate to the Reports tab and select **Weekly Highlights**



You will be directed to the **Weekly Highlights** page that contains the following fields:

- Period Ending Date
- Text Box



Period Ending Date *

03/12/2026

This summary is based on reports from exporters for the period March 6-12, 2026.

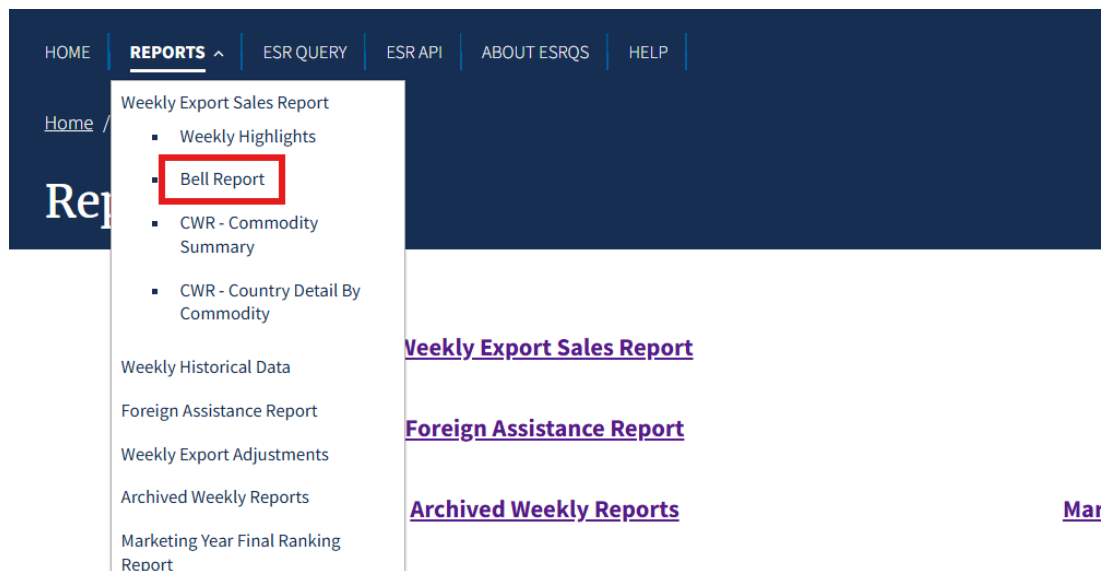
Wheat: Net sales of 189,900 metric tons (MT) for 2025/2026 were down 58 percent from the previous week and 36 percent from the prior 4-week average. Increases primarily for Mexico (153,100 MT, including decreases of 300 MT), the Philippines (47,600 MT, including 63,000 MT switched from unknown destinations and decreases of 2,000 MT), the Dominican Republic (33,500 MT, including 17,000 MT switched from unknown destinations, 15,000 MT switched from the Philippines, and decreases of 500 MT), Jamaica (13,900 MT, including decreases of 500 MT), and Trinidad and Tobago (9,000 MT), were offset by reductions for unknown destinations (70,400 MT), Honduras (1,000 MT), Colombia (500 MT), and Bangladesh (300 MT). Net sales of 212,100 MT for 2026/2027 were primarily for the Philippines (100,000 MT), Mexico (54,700 MT), South Korea (32,000 MT), unknown destinations (18,000 MT), and Jamaica (6,600 MT). Exports of 383,100 MT were down 11 percent from the previous week and 7 percent from the prior 4-week average. The destinations were primarily to Mexico (92,100 MT), the Philippines (62,600 MT), Bangladesh (56,700 MT), South Korea (47,400 MT), and the Dominican Republic (40,000 MT).

The screen will show the Weekly Highlights for the latest published weekending date. You can also select the desired Period Ending Date and click on the **Search** button to view that Period's highlights.

If no data is available for the selected period ending date a popup message will display: 'Weekly Highlights report is data not available for selected date'.

2.3 How to view Bell Report

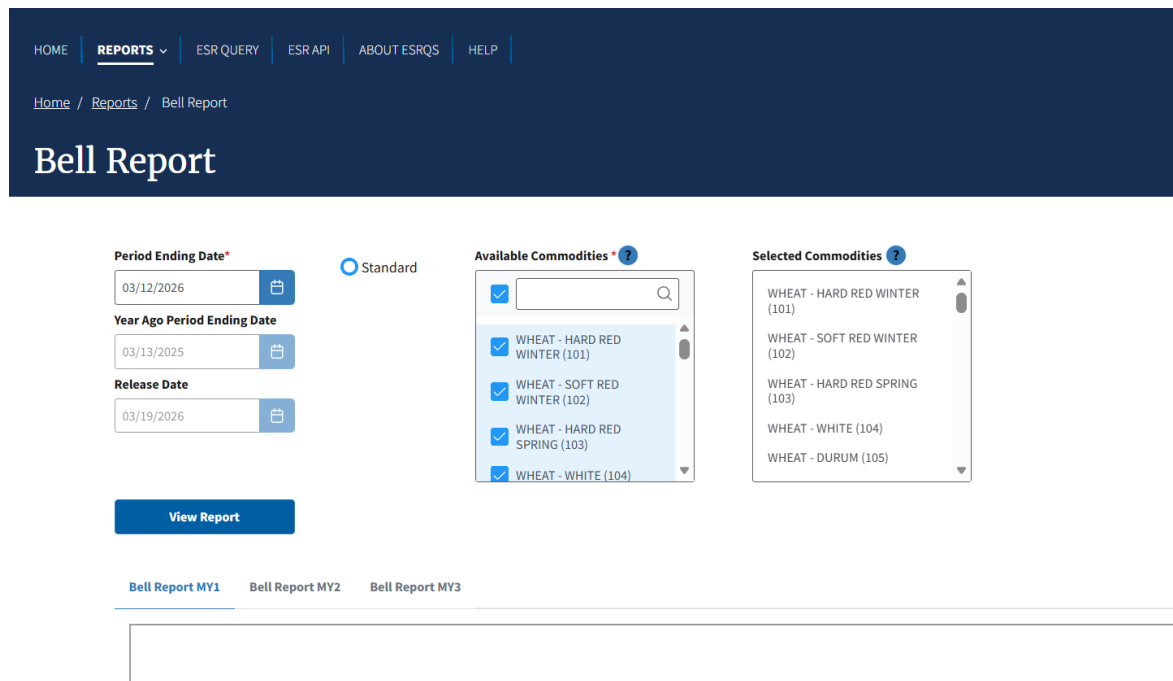
Navigate to the Reports tab and select **Bell Report** option.



2.3.1. Bell Report – Standard

You will be directed to the **Bell Report** page that contains the following fields:

- Period Ending Date
- Year Ago Week Ending Date
- Release Date
- Commodity (*multi selection list box*)
- Standard (*radio button*)
- View Report (*button*)



Select the desired date in the ‘Period Ending date’ field. To choose which commodities you would like to see the report data for, click on the checkbox beside the commodity name. You will see that the selected commodity will appear in the ‘Selected Commodities’ list box. If you want to remove any commodity from the list box, uncheck the checkbox for the respective commodity. Standard radio button is selected by default for any weekending date.

In case of a weekending date that has a Marketing year change over for any commodity, the screen will list three radio buttons – Standard, MY Ending & MY Starting.

and then select the **View Report** button to view **Bell Report** for the selected **Period Ending Date**. To select all The sections outlined below should be displayed for every chosen commodity on the 'Bell Report'. Each selected commodity's data will start displaying on a new page.

- Summary Statistics
- Country Level Summary Statistics
- Country Level Detail

If no data is available for the selected period ending date a popup message will display: *‘The report for this period ending date is not published yet’*

Bell Report

Period Ending Date: Standard

Year Ago Week Ending Date:

Release Date:

Available Commodities

Search by Commodity

Selected Commodities

Search by Commodity

- WHEAT - HARD RED WINTER (101)
- WHEAT - SOFT RED WINTER (102)
- WHEAT - HARD RED SPRING (103)
- WHEAT - WHITE (104)
- WHEAT - DURUM (105)

Bell Report MY1 Bell Report MY2 ← Bell Report MY3 ←

BELL REPORT - MY1

This report is to be treated as confidential information under Sec. 602 of the Agricultural Trade Act of 1978 until release after 8:30 AM on 09-02-2021
All numbers are in the Thousands

Commodity: WHEAT - HARD RED WINTER (101): ←

Summary Statistics:	Current week: 08-26-2021	Last week: 08-19-2021
Outstanding Export Sales - MY1	20.4	20.4
A. Known Destinations	20.4	20.4
B. Unknown Destinations	.0	.0
Accumulated Exports	7.9	7.9
Total Commitments 1,2	28.3	28.3
Current USDA Projection 3		
Commitment-Projection		
Net Change in Commitments	.0	
Last Year's Commitment 08-27-2020	.0	
Optional Origin Sales	.0	
Outstanding Export Sales - MY2	.0	.0

Report data for 'Bell Report MY2' and 'Bell Report MY3' can be accessed by clicking on the respective tabs. 'MY2' and 'MY3' tabs display data for the next 2 consecutive marketing years for the selected period ending.

2.3.2. Bell Report – MY Ending & MY

'MY Ending' and 'MY Starting' radio buttons will be displayed if the selected 'Period Ending Date' comes under marketing year change over week for the commodities.

Select data in all the mandatory fields then select the **View Report** button to view **Bell Report** for the selected **Period Ending Date**. The sections outlined below will be displayed for every chosen commodity on the 'Bell Report'. Each selected commodity's data will start displaying on a new page.

- Summary Statistics
- Country Level Summary Statistics
- Country Level Detail

The report's data changes depending on which radio button you choose: MY Starting, MY Ending, or Standard. During Marketing Year Change Over (MYCO) week, selecting 'Standard' means the report will show sales data for commodities not included in MYCO. When 'Standard' is chosen, the report generates a list of commodities without Marketing Year Change Over for that week. If 'MY Ending' is selected, it displays commodities undergoing Marketing Year Change Over along with data from Marketing Year Ending transactions. Alternatively, choosing 'MY Starting' lists commodities experiencing Marketing Year Change Over, presenting information about Marketing Year Starting transactions.

Home / Reports / Bell Report

Bell Report

Period Ending Date*

Year Ago Period Ending Date

Release Date

Standard

MY Ending

MY Starting

Available Commodities * ?

- WHEAT - HARD RED WINTER (101)
- WHEAT - SOFT RED WINTER (102)
- WHEAT - HARD RED SPRING (103)
- WHEAT - WHITE (104)

Selected Commodities ?

- WHEAT - HARD RED WINTER (101)
- WHEAT - SOFT RED WINTER (102)
- WHEAT - HARD RED SPRING (103)
- WHEAT - WHITE (104)
- WHEAT - DURUM (105)

[View Report](#)

Bell Report MY1 Bell Report MY2 Bell Report MY3

BELL REPORT - MY1

End of Marketing Year Figures

This report is to be treated as confidential information under Sec. 602 of the Agricultural Trade Act of 1978 until release after 8:30 AM on 03-19-2026

All numbers are in the Thousands

Commodity: CATTLE HIDES - WHOLE - EXCLUDING WET BLUES (1601):

Summary Statistics:	Current week: 01-01-2026	Last week: 12-26-2025
Outstanding Export Sales - MY1	1,174.2	1,408.8
A. Known Destinations	1,174.2	1,408.8
B. Unknown Destinations	.0	.0
Accumulated Exports	17,110.0	16,920.3
Total Commitments 1,2	18,284.2	18,329.1
Current USDA Projection 3	.0	
Commitment - Projection	18,284.2	
Net Change in Commitments	-45.0	
Last Year's Commitment 01-02-2025	21,203.4	
Optional Origin Sales	.0	
Outstanding Export Sales - MY2	2,036.8	647.5

Country Total Summary Statistics:

2.4 How to view CWR – Commodity Summary Report

Navigate to the Reports tab and select Complete Weekly Report **CWR – Commodity Summary** option.



You will be directed to the CWR – Commodity Summary page that contains the following fields:

- Period Ending Date
- View Report (button)



Select a Period Ending Date and click on View Report button. The report related to the Period Ending Date is displayed for all the commodities that have data for the selected Period Ending Date. The report table has the following information

- Commodity
- Week Ending Date
- MYCO Type

- Current MKT Year (section) – shows data for current marketing year
- Prev MKT Year (section) – shows data for previous marketing year
- Next MKT Year (section) – shows data for next marketing year
- WASDE Report (section) – shows projection values from WASDE report released

The data is displayed for selected Period Ending Date and the Previous Period Ending Date for all the commodities.

If no data is available for the selected period ending date, following message will be displayed: 'Data is unavailable for the selected search criteria'.

Home / Reports / CWR - Commodity Summary

CWR – Commodity Summary

Period Ending Date: 07/17/2025 View Report

COMPLETE WEEKLY REPORT - COMMODITY SUMMARY
U. S. EXPORT SALES AS OF 7/17/2025

All numbers are in the Thousands

Commodity Code	Commodity Name	Period Ending Date	Marketing Year Week Number	MYCO Type	Marketing Year	Current MKT Year							Prev MKT Year		Next M	
						New Sales	Purchase Foreign Sellers	Buy-Backs & Cancellations	Weekly Exports	Net Sales	Outstanding Sales	Accumulated Exports	Total Commitment	Accumulated Exports		Outstanding Sales
101	WHEAT - HARD RED WINTER	07/17/2025	7	Standard	Jun 2025/May 2026	69.3	0.0	0.0	13.5	69.3	3,361.2	377.2	3,738.4	259.0	1,027.2	
101	WHEAT - HARD RED WINTER	07/10/2025	6	Standard	Jun 2025/May 2026	121.3	0.0	0.0	40.1	125.3	3,305.5	363.7	3,669.2	193.1	1,086.1	
102	WHEAT - SOFT RED WINTER	07/17/2025	7	Standard	Jun 2025/May 2026	68.5	0.0	0.0	0.0	68.5	1,167.4	109.9	1,277.3	222.1	599.8	
102	WHEAT - SOFT RED WINTER	07/10/2025	6	Standard	Jun 2025/May 2026	17.0	0.0	0.0	5.5	17.0	1,099.0	109.9	1,208.9	192.4	610.9	
103	WHEAT - HARD RED SPRING	07/17/2025	7	Standard	Jun 2025/May 2026	18.1	0.0	18.6	30.5	-0.5	2,307.3	160.2	2,467.5	412.2	1,376.2	
103	WHEAT - HARD RED SPRING	07/10/2025	6	Standard	Jun 2025/May 2026	5.5	0.0	0.0	4.0	5.5	2,338.3	129.7	2,468.0	398.4	1,329.0	
104	WHEAT - WHITE	07/17/2025	7	Standard	Jun 2025/May 2026	0.0	0.0	0.0	0.0	0.0	1,291.8	166.1	1,458.0	454.3	808.4	
104	WHEAT - WHITE	07/10/2025	6	Standard	Jun 2025/May 2026	5.0	0.0	0.0	0.7	5.0	1,291.8	166.1	1,458.0	429.0	722.5	
105	WHEAT - DURUM	07/17/2025	7	Standard	Jun 2025/May 2026	0.0	0.0	0.0	0.0	0.0	82.7	2.7	85.4	0.0	75.0	

[Click Here](#) for Report Definitions

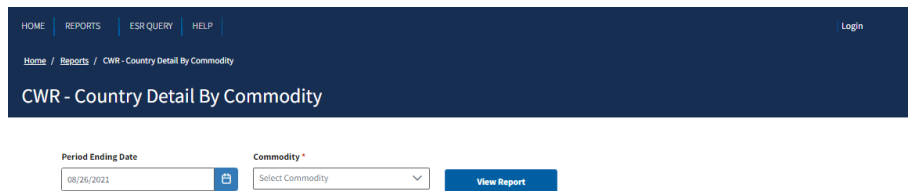
2.5 How to view CWR – Country Detail by Commodity Report

Navigate to the Reports tab and select **CWR – Country Detail by Commodity** option.



You will be directed to the CWR – Commodity Summary page that contains the following fields:

- Period Ending Date
- Commodity
- View Report (button)



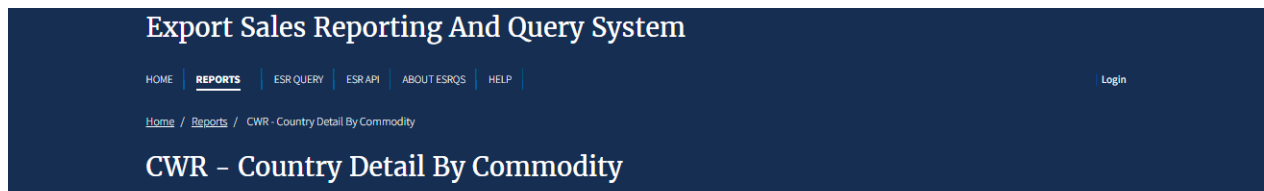
Choose a Period Ending Date and select your desired commodities from the Commodity dropdown menu, then click the View Report button. The CWR – Country Detail by Commodity report should be displayed for the selected Period Ending Date and Commodities if the data is available. The report table has the following information

- Country Name
- Period Ending Date
- MYCO Type

- Current MKT Year (section) – shows data for current marketing year
- Prev MKT Year (section) – shows data for previous marketing year
- Next MKT Year (section) – shows data for next marketing year

The data is displayed for selected Period Ending Date and the Previous Period Ending Date for all the commodities. Following rows should be displayed for the commodities if applicable:

- Total Known
- Total Unknown
- Total Known and Unknown
- Optional Origin
- Exporters for Own Account



Period Ending Date: Commodity*:

COMPLETE WEEKLY REPORT - COUNTRY DETAIL BY COMMODITY
(Audit Report & Weekly Net Sales Report)

All numbers are in the Thousands

Country Code	Country Name	Period Ending Date	Marketing Year Week Number	MYCO Type	Marketing Year	Current MKT Year								Prev MKT Year		Next MKT Year	
						Beginning Balance	New Sales	Purchase Foreign Sellers	Buy-Backs & Cancellations	Net Sales	Outstanding Sales	Weekly Exports	Accumulated Exports	Total Commitment	Accumulated Exports	Outstanding Sales	Outstanding Sales
101 - WHEAT - HARD RED WINTER																	
1010	GREENLAND	07/10/2025	6	Standard	Jun 2025/May 2026	15.0	45.0	0.0	0.0	49.0	39.0	25.0	75.0	114.0	0.0	0.0	0.0
1010	GREENLAND	07/17/2025	7	Standard	Jun 2025/May 2026	39.0	0.0	0.0	0.0	0.0	39.0	0.0	75.0	114.0	0.0	0.0	0.0
1220	CANADA	07/10/2025	6	Standard	Jun 2025/May 2026	193.0	0.0	0.0	0.0	0.0	193.0	0.0	19.2	212.1	0.0	0.0	0.0
1220	CANADA	07/17/2025	7	Standard	Jun 2025/May 2026	193.0	0.0	0.0	0.0	0.0	193.0	0.0	19.2	212.1	0.0	0.0	0.0
1610	ST. PIERRE AND MIQUELON	07/10/2025	6	Standard	Jun 2025/May 2026	359.8	0.0	0.0	0.0	0.0	359.8	0.0	0.0	359.8	0.0	0.0	0.0
1610	ST. PIERRE AND MIQUELON	07/17/2025	7	Standard	Jun 2025/May 2026	359.8	0.0	0.0	0.0	0.0	359.8	0.0	0.0	359.8	0.0	0.0	0.0
12010	MEXICO	07/10/2025	6	Standard	Jun 2025/Mav	461.5	1.0	0.0	0.0	1.0	461.5	1.0	23.5	465.0	80.0	355.8	0.0

If no data is available for the selected period ending date a message will display:
'Data is unavailable for the selected search criteria'

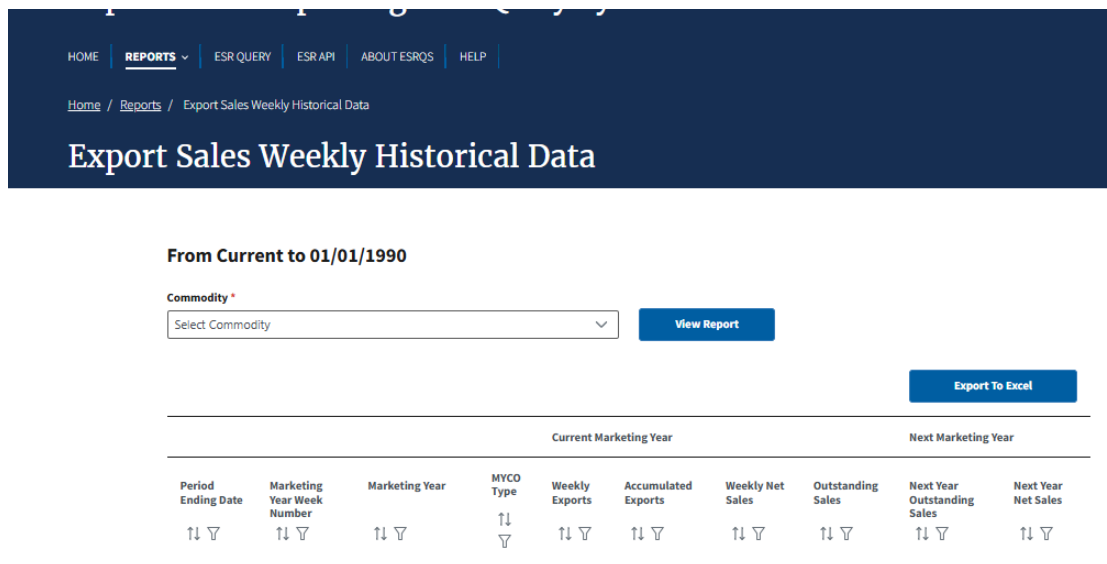
2.6 How to view Weekly Historical Data Report

Navigate the Reports tab and select **Weekly Historical Data** option.



You will be directed to the Export Sales Weekly Historical Data page that contains the following fields:

- Commodity
- View Report (button)



Select the desired commodity in the dropdown field and select the View Report button to view Weekly Historical Data report for selected commodity. Report will display data from latest published Period Ending Date till the earliest available weekending date.

HOME | **REPORTS** | ESR QUERY | ESR API | ABOUT ESRQS | HELP

Home / Reports / Export Sales Weekly Historical Data

Export Sales Weekly Historical Data

From 03/12/2026 to 01/01/1990

Commodity *

WHEAT - HARD RED WINTER (101) View Report

Export To Excel

Period Ending Date	Marketing Year Week Number	Marketing Year	MYCO Type	Current Marketing Year				Next Marketing Year	
				Weekly Exports	Accumulated Exports	Weekly Net Sales	Outstanding Sales	Next Year Outstanding Sales	Next Year Net Sales
↑↓ ∇	↑↓ ∇	↑↓ ∇	↑↓ ∇	↑↓ ∇	↑↓ ∇	↑↓ ∇	↑↓ ∇	↑↓ ∇	↑↓ ∇
03-12-2026	41	Jun 2025/May 2026	Standard	141,217	7,010,805	15,698	1,324,622	142,075	10,800
03-05-2026	40	Jun 2025/May 2026	Standard	109,356	6,869,588	197,190	1,450,141	131,275	19,000
02-26-2026	39	Jun 2025/May 2026	Standard	130,863	6,760,232	57,320	1,362,307	112,275	20,000

2.7 How to view Foreign Assistance Report

Navigate to the Reports tab and select **Foreign Assistance Report** option.



You will be directed to the **Foreign Assistance Report** page that contains the following fields:

- Week Ending Date
- View Report (*button*)

Home / Reports / Foreign Assistance Report

Foreign Assistance Report

Period Ending Date
 [View Report](#)

[Wheat](#) [Corn-Soybeans-Sorghum](#)

Select data in all the mandatory fields then select the **View Report** button to view **Foreign Assistance** report until selected **Period Ending Date**. Data displayed are foreign assistance quantity reported for each Country-Commodity combination from the beginning of the current marketing year till the selected week ending date.

Report data for '**Corn-Soybean-Sorghum**' can be accessed by clicking on the respective tab.

Week Ending Date
 [View Report](#)

[Wheat](#) [Corn-Soybean-Sorghum](#)

1 of 1 | 100% | Find | Next

WHEAT				
MARKETING YEAR 2021/2022				
SUMMARY OF FOOD AID DONATIONS Through May 2022				
METRIC TONS				
DESTINATION	WHEAT - DURUM	WHEAT - HARD RED SPRING	WHEAT - HARD RED WINTER	TOTAL
BARBADOS	25,673			25,673
BELIZE			7,890	7,890
CANADA		183		183
GERMANY		500		500
TOTAL	25,673	683	7,890	34,246

8/26/2021- *The above data is compiled by Export Sales Reporting using Commodity Credit Corporation (CCC)

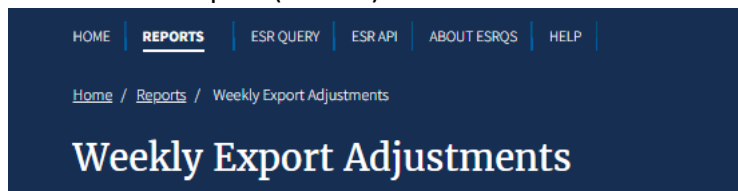
2.8 How to View Weekly Export Adjustments report:

Navigate the Reports tab and select Weekly Export Adjustments report.



You will be directed to the **Weekly Export Adjustments Report** page that contains the following fields:

- Reporting Period Ending Date
- View Report (button)



Reporting Period Ending Date

Select 'Reporting Period Ending Week Ending Date' and click on View Report button.

The report should be displayed for the selected Week ending date if the data is available. The report table has the following information

- Destination
- Commodity
- New Country
- Old Country
- Adjusted Quantity
- Original Quantity
- Original Week Ending Date

The Export Adjustments report will display a list of all the adjustments reported in the chosen Period-ending date with details for both new & original values and the week ending date when the original export sales were reported on.

Reporting Period Ending Date

07/10/2025

WEEKLY EXPORT ADJUSTMENTS

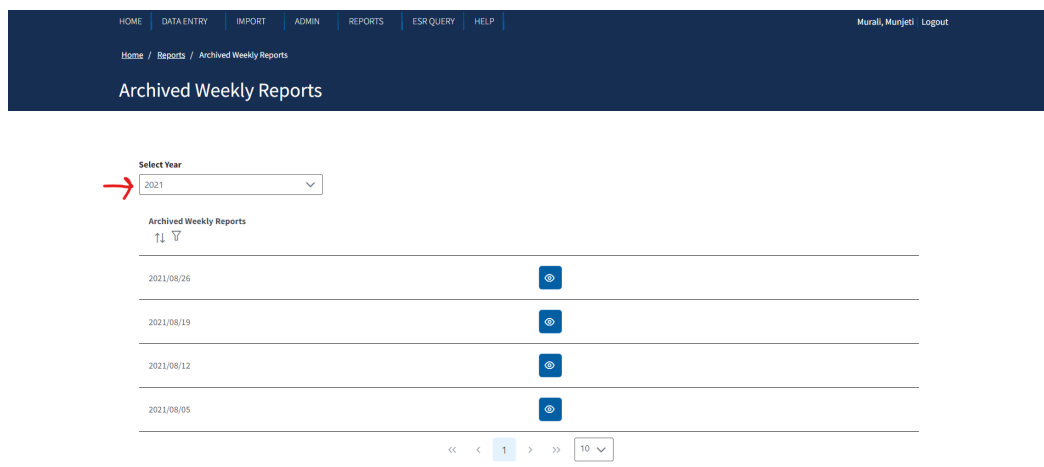
Adjustment Type	Commodity	New Country	Old Country	Adjusted Quantity	Original Quantity	Original Week Ending Date
Change in Quantity	WHEAT - HARD RED WINTER (101)	TURKS AND CAICOS ISLANDS (2430)	TURKS AND CAICOS ISLANDS (2430)	5000	60000	06/26/2025
Change in Quantity	WHEAT - HARD RED WINTER (101)	TURKS AND CAICOS ISLANDS (2430)	TURKS AND CAICOS ISLANDS (2430)	500	60000	06/26/2025
Change in Destination	WHEAT - HARD RED SPRING (103)	BELIZE (2080)	MEXICO (2010)	1000	4500	06/26/2025
Change in Destination	WHEAT - HARD RED SPRING (103)	HAITI (2450)	MEXICO (2010)	1000	4500	06/26/2025
Change in Destination	CORN - UNMILLED (401)	SURINAM (3150)	HONDURAS (2150)	1000	2450	06/26/2025

2.9 How to view Archived Weekly Reports

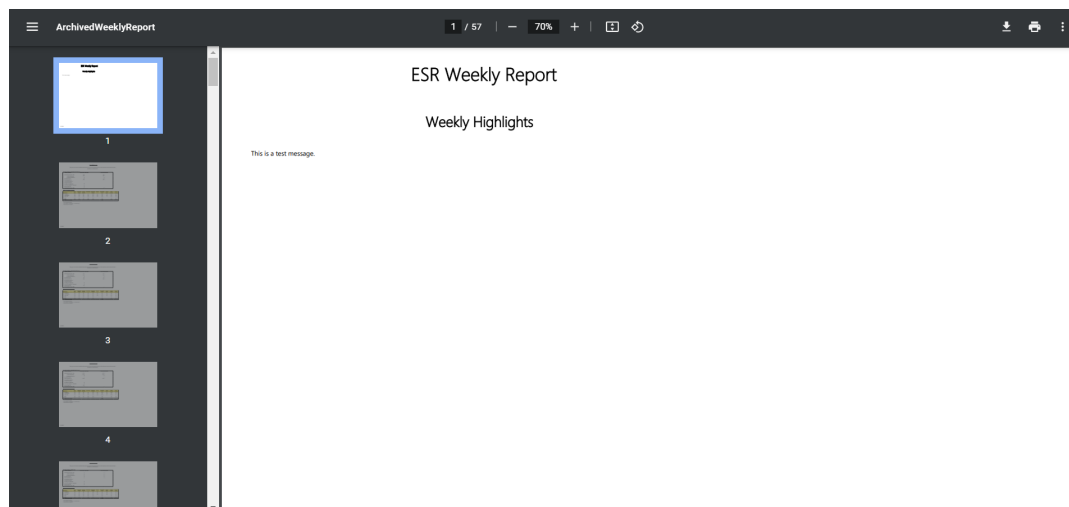
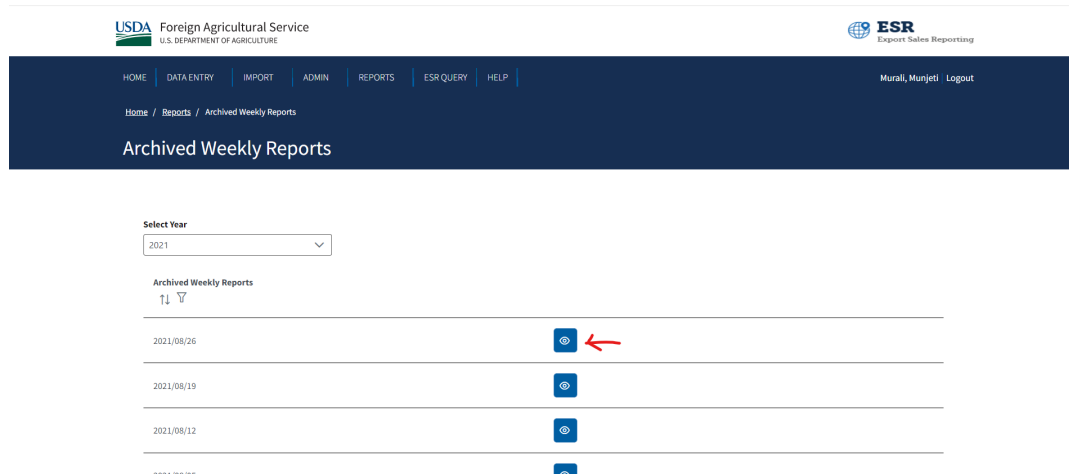
Navigate to the Reports tab and select **Archived Weekly Reports** option.



Select Year from the dropdown. On selecting a value from the dropdown, all the Archived Weekly Reports for the selected year are displayed.

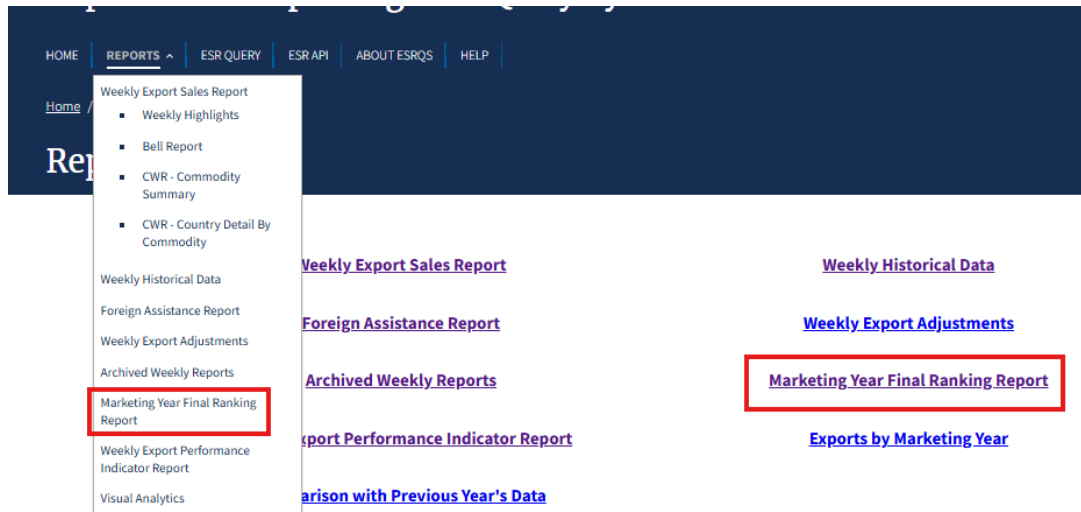


Click on the view button for any Archived Weekly Report. The Archived Weekly Report in the PDF form is displayed in the new tab.



2.10 How to View Marketing Year Final Ranking Report

Navigate the Reports tab and select Marketing Year Final Ranking Report from the Reports screen or from the Reports menu.



You will be directed to the **Marketing Year Final Ranking Report** page that contains the following fields:

- Commodity
- Marketing Year
- View Report (button)



Commodity Marketing Year

Select Commodity Select Marketing Year View Report

Select a Commodity and click on Marketing Year dropdown. The Marketing Year values in this dropdown will be displayed based on the Commodity chosen in the Commodity dropdown. Choose the desired year and click on View Report button.

The report should be displayed for the selected Commodity and Marketing year, if the data is available. The report table has the following information

- Destination
- Exports (Year 5)
- Exports Rank (Year 5)

- Exports (Year 4)
- Exports Rank (Year 4)

- Exports (Year 3)
- Exports Rank (Year 3)

- Exports (Year 2)
- Exports Rank (Year 2)

- Exports (Year 1)
- Exports Rank (Year 1)

The Exports data is displayed for the chosen marketing year and the previous four marketing years.

Export Sales Reporting And Query System

HOME | **REPORTS** | ESR QUERY | ESR API | ABOUT ESRQS | HELP
Login

Home / Reports / Marketing Year Final Ranking Report

Marketing Year Final Ranking Report

Commodity *

Marketing Year *

View Report

1 of 2 ?
100%
Find | Next

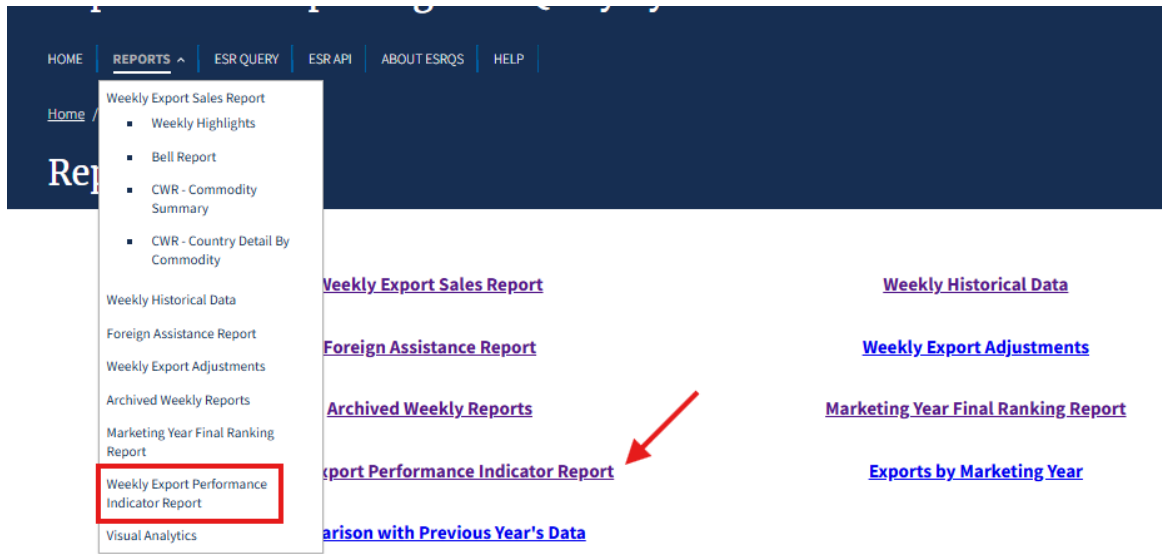
Marketing Year Final Ranking Report

All numbers are in the Thousands

Destination	Jun 2023/May 2024		Jun 2022/May 2023		Jun 2021/May 2022		Jun 2020/May 2021		Jun 2019/May 2020	
	Exports Year5	Exports Rank Year5	Exports Year4	Exports Rank Year4	Exports Year3	Exports Rank Year3	Exports Year2	Exports Rank Year2	Exports Year1	Exports Rank Year1
MEXICO	1,117.3	1	1,467.8	1	2,151.8	1	2,234.3	1	2,461.4	1
JAPAN	689.3	2	817.0	2	910.0	3	861.3	4	878.1	3
KOREA, REPUBLIC OF	287.1	3	264.6	4	283.6	6	303.2	7	303.6	10
CHINA, PEOPLES REPUBLIC OF	267.2	4	0		198.0	9	1,227.9	2	302.1	11
TAIWAN	266.5	5	177.8	7	290.6	5	355.6	6	425.4	5
NIGERIA	193.7	6	553.7	3	1,011.7	2	931.3	3	986.4	2
DOMINICAN REPUBLIC	181.9	7	201.4	5	190.1	11	120.4	16	155.9	16
HAITI	116.0	8	33.4	19	130.1	14	70.1	17	127.0	17
THAILAND	90.3	9	88.5	14	106.8	15	132.3	15	210.1	14
VENEZUELA	74.7	10	141.0	11	268.2	7	143.5	13	108.4	21
HONDURAS	70.0	11	156.8	10	162.5	12	138.0	14	124.9	18
COLOMBIA	33.8	12	166.5	8	392.8	4	155.8	12	504.8	4
NICARAGUA	33.0	13	51.0	15	95.5	16	7.0	29	.7	38
PANAMA	23.3	14	25.5	20	29.5	21	33.3	22	28.0	29
VIETNAM	22.6	15	16.6	21	17.0	26	48.0	20	41.4	26
BRAZIL	22.0	16	187.7	6	33.0	20	513.4	5	420.2	6
CHILE	19.8	17	97.5	13	34.9	19	228.7	9	239.0	13

2.11 Weekly Performance Indicator Report

Navigate to the Reports tab and select Weekly Performance Indicator Report from the list. This report is available only for the latest published weekending date.



Weekly Performance Indicator Report

U.S. Export Sales Weekly Export Performance Indicator							
Based on Export Sales Reporting Data As of Week Ending: 07/17/2025 1000 Metric Tons/Running Bales							
Marketing Year	Wheat & Products	Corn	Soybeans	Soybean Meal	Soybean Oil	Upland Cotton	Rice
Number of Weeks	6	45	45	41	41	50	50
1 Total Exports for Year							
5 Year Average 1/	15,475	54,924	52,012	11,945	545	12,173	2,741
2020/2021	24,961	66,958	60,570	11,535	676	14,882	3,195
2021/2022	18,860	59,764	57,189	11,701	678	13,179	2,749
2022/2023	17,833	39,469	52,205	12,457	116	11,777	1,849
2023/2024	18,594	54,277	44,510	13,361	262	11,070	3,314
2024/2025	21,258	54,156	45,590	10,675	996	9,960	2,601
2025/2026 Projection 2/	833						
2 Accumulated Exports to Date							
5 Year Average 1/	1,849	50,528	49,806	10,224	509	11,787	2,679
2020/2021	3,340	60,751	58,856	9,520	660	14,604	3,113
2021/2022	2,404	54,524	52,973	9,704	632	12,785	2,689

The report layout is the same as the current report from ESR Query screen which lists the sections below for different commodities in the current year and previous 4 years along with the 5 year average.

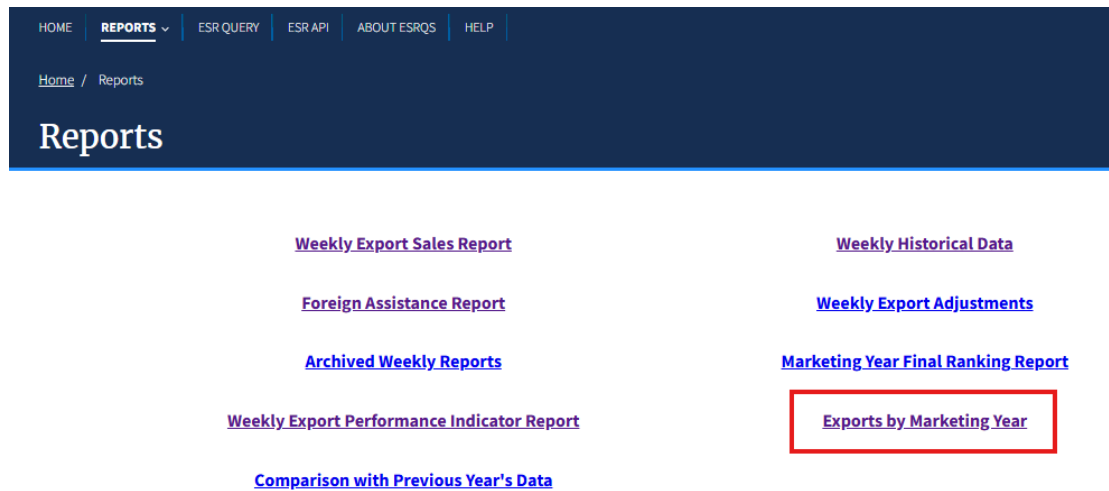
- Total Exports for Year
- Accumulated Exports to Date
- Accumulated Exports as Percent of Total Exports

- Weekly Export Average for Year
- Weekly Export Average to Date
- Outstanding Sales
- Total Commitment to Date
- Total Commitment as Percent of Total Exports

2.12 Visual Analytics

2.12.1 Exports by Marketing Year

Navigate to Visual Analytics from Reports Menu or from the Reports screen. Exports by Marketing Year chart displays the exports reported for the selected marketing years.



Export Sales Reporting And Query System

HOME | **REPORTS** | ESR QUERY | ESR API | ABOUT ESRQS | HELP

Home / Reports / Exports by Marketing Year

Exports by Marketing Year

Commodity* Marketing Year From* Marketing Year To*

Chart Report

No Parameters Selected

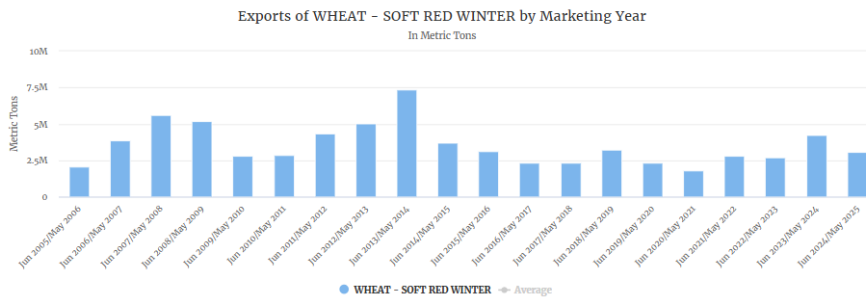
Choose the commodity and marketing year from and to fields. Click on View Report button.

Home / Reports / Exports by Marketing Year

Exports by Marketing Year

Commodity* Marketing Year From* Marketing Year To*

Chart Report



03/23/2026 Source: USDA/FAS/Export Sales Reporting

Clicking on Report tab displays the data in a tabular format.

[Home](#) / [Reports](#) / Exports by Marketing Year

Exports by Marketing Year

Commodity* Marketing Year From* Marketing Year To* [View Report](#)

Chart [Report](#)

Exports of WHEAT - SOFT RED WINTER by Marketing Year

Marketing Year	Metric Tons
Jun 2005/May 2006	2,052,942
Jun 2006/May 2007	3,865,508
Jun 2007/May 2008	5,596,637
Jun 2008/May 2009	5,173,617
Jun 2009/May 2010	2,778,174
Jun 2010/May 2011	2,865,924

2.12.2 Comparison with Previous Year's Data

Navigate to Reports screen and choose 'Comparison with Previous Year's Data' chart option.

HOME **REPORTS** ESR QUERY ESR API ABOUT ESRQS HELP

[Home](#) / [Reports](#)

Reports

- [Weekly Export Sales Report](#)
- [Weekly Historical Data](#)
- [Foreign Assistance Report](#)
- [Weekly Export Adjustments](#)
- [Archived Weekly Reports](#)
- [Marketing Year Final Ranking Report](#)
- [Weekly Export Performance Indicator Report](#)
- [Exports by Marketing Year](#)
- [Comparison with Previous Year's Data](#)**

Screen displays Commodity, Country and Field dropdown fields. Field dropdown lists the values:

- Weekly Exports
- Accumulated Exports
- Net Sales
- Accumulated Net Sales
- Outstanding Sales

HOME | **REPORTS** | ESR QUERY | ESR API | ABOUT ESRQS | HELP

Home / Reports / Comparison with Previous Year's Data

Comparison with Previous Year's Data

Commodity* Country* Field*

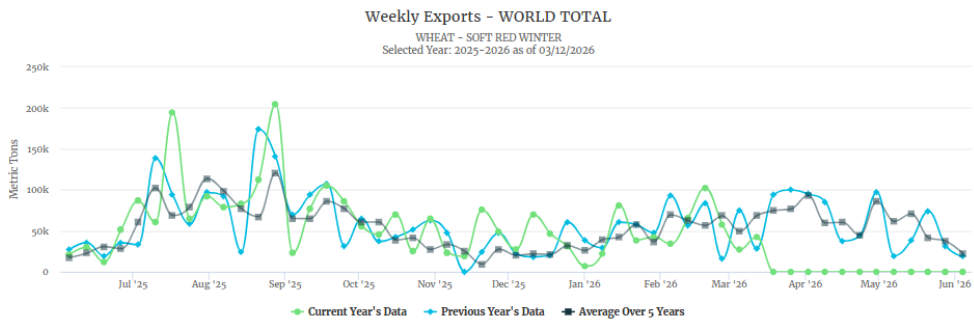
No Parameters Selected

Select the required fields and click on View Report button. The chart displays the chosen field for chosen commodity & country for current year, previous year and average over 5 years data.

Home / Reports / Comparison with Previous Year's Data

Comparison with Previous Year's Data

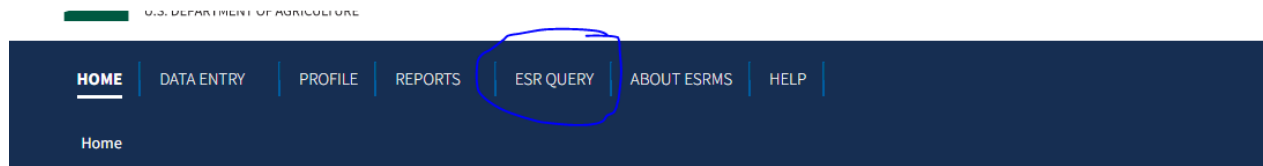
Commodity* Country* Field*



03/23/2026 Source: USDA/FAS/Export Sales Reporting

3 ESR Query

Click on **ESR QUERY** tab in ESRQS Home page as shown below.



Export Sales Reporting and Maintenance System

USDA's Foreign Agricultural Service (FAS) provides an electronic system that allows authorized users to submit and maintain the following weekly reports to the contracts associated with, but not limited to:

- Report of Export Sales and Exports
- Report of Optional Origin Sales
- Report of Exports for Exporter's Own Account

Weekly reports are required for certain designated commodities: feed grains, wheat, wheat products, rye, flaxseed, linseed oil, cotton, cottonseed, cattlehides and skins, beef, and pork.

You will be directed to the **ESR QUERY Report** page that contains the following fields:

Available Commodities (multi selection list box)

- Countries (multi selection list box)
- Week Ending Date From (calendar control)
- Week Ending Date To (calendar control)
- Format (drop down list box)
- Export Sales Data (radio button)
- Search (button)
- Reset (button)
- Help - Marketing Year (button)



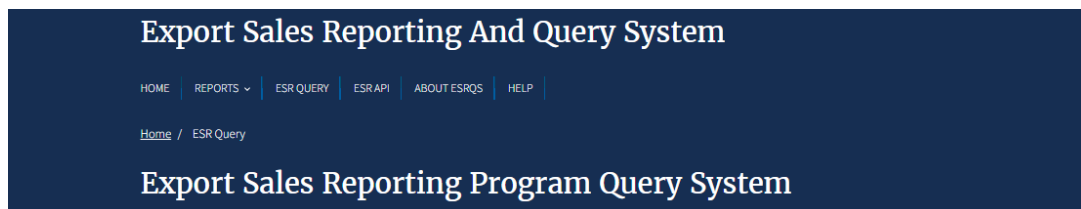
Select the required search criteria. You can choose commodities by clicking the checkbox next to their name in the 'Available Commodities' list. Once selected, these commodities will be shown in the 'Selected Commodities' list box. You can choose countries by clicking the checkbox next to their name in the 'Available Countries' list. Once selected, these countries will be shown in the 'Selected Countries' list box. Format field will display 'Commodity/Date/Country' by default. You can choose any format as shown in the dropdown field.

Screen lists the below five radio buttons:

- Export Sales Data – Displays data for current and next marketing year
- Weekly Exports – 5 Years – Displays data for Weekly Exports in the current and previous 5 years
- Net Sales – 5 Years – Displays data for Net Sales in the current and previous 5 years
- Outstanding Sales – 5 Years – Displays data for Outstanding Sales in the current and previous 5 years
- Outstanding Sales – NMY – 5 Years – Displays data for Outstanding Sales for next marketing year in the current and previous 5 years

'Export Sales Data' radio button is selected by default. Choose desired parameters and click on 'Search' button. The 'Export Sales Query System' report presents data for each selected commodity, organized by 'Week Ending Dates' within the specified date range (from Week Ending Date to Week Ending Date), and further categorized by each chosen country. The format of the report varies according to the format options selected when generating the display.

Grouping the data within the report will vary depending on the option selected in the Format dropdown – Commodity/Date/Country, Commodity/Country/Date, Country/Data/Commodity, Country/Commodity/Date, Date/Commodity/Country, Date/Country/Commodity. For example, Commodity/Date/Country shows the grouping of the data to show by Commodity first and then by Weekendingdate and then by Country.



Export Sales Query System

Export Sales Data by Commodity/Date/Country

From: 3/12/2026 To: 3/12/2026

WHEAT - HARD RED WINTER
03/12/2026(wk41)

MY - Jun 2025/May 2026	Current Marketing Year						Next Marketing Year	
	Gross New Sales	Net Sales	Weekly Exports	Outstanding Sales	Accumulated Exports	Total Commitment	Net Sales	Outstanding Sales
ANGOLA (7620)	0.0	0.0	0.0	0.0	33,000.0	33,000.0	0.0	0.0
BANGLADESH (5380)	0.0	-309.0	56,691.0	0.0	395,022.0	395,022.0	0.0	0.0
BELIZE (2080)	0.0	0.0	0.0	0.0	1,001.0	1,001.0	0.0	0.0
BRAZIL (3510)	0.0	0.0	0.0	0.0	46,833.0	46,833.0	0.0	0.0
CANADA (11770)	0.0	0.0	124.0	7,686.0	14,743.0	22,429.0	0.0	0.0

Choosing Weekly Exports/Net Sales/Outstanding Sales/Outstanding Sales - NMY will show you the trend reports only for the latest published weekending date.

Home / ESR Query

Export Sales Reporting Program Query System

Available Commodities ?

- WHEAT - HARD RED WINTER (101)
- WHEAT - SOFT RED WINTER (102)
- WHEAT - HARD RED SPRING (103)
- WHEAT - WHITE (104)

Selected Commodities ?

No results found

Period Ending Date From

Period Ending Date To

Format *

Data Available Beginning 01/01/1999

Available Countries ?

- ALL COUNTRIES
- EUROPEAN UNION - 27
- UNKNOWN (9990)
- AFGHANISTAN (5310)
- ALBANIA (4810)

Selected Countries ?

No results found

Export Sales Data

Weekly Exports - 5 years

Net Sales - 5 years

Outstanding Sales - 5 years

Outstanding Sales - NMY -5 years

Note: The last 4 options are available only for the current week ending date

Search
Reset
Help-Marketing Year
Download CSV File

Home / ESR Query

Export Sales Reporting Program Query System

Export Sales Query System

Weekly Exports - 5 Years Data by Commodity/Date/Country

Weekending Date: 3/12/2026

WHEAT - HARD RED WINTER Metric Tons

03/12/2026(wk41)

Jun 2025/May 2026	Weekly Exports	1 Year Ago	2 Year Ago	3 Year Ago	4 Year Ago	5 Year Ago
ANGOLA (7620)	0.0	0.0	0.0	0.0	0.0	0.0
BANGLADESH (5380)	56,691.0	0.0	0.0	0.0	0.0	0.0
BELIZE (2080)	0.0	0.0	0.0	0.0	0.0	0.0
BRAZIL (3510)	0.0	0.0	0.0	0.0	0.0	0.0

4 ESR API

Click on ESR API in the menu to navigate to Open data portal screen.



[Home](#) [About the Data](#) [API Key Signup](#) [Contact](#)

Foreign Agricultural Service Data APIs

USDA's Foreign Agricultural Service data API portal provides users the ability to obtain programmatic access to publicly available agricultural commodity data from the Export Sales Report (ESR), Global Agricultural Trade System (GATS), and Production, Supply & Distribution (PSD) databases. More information about these data sources can be found in the "About the Data" section.

***** Important Notice *****

With the release of the January 2021 monthly trade data (GATS) on March 5, USDA, in coordination with the U.S. Census Bureau, will adopt the World Trade Organization's internationally recognized definition of "Agricultural Products" as its standard definition for the purposes of reporting U.S. agricultural trade. Additional information about the change can be found [here](#).

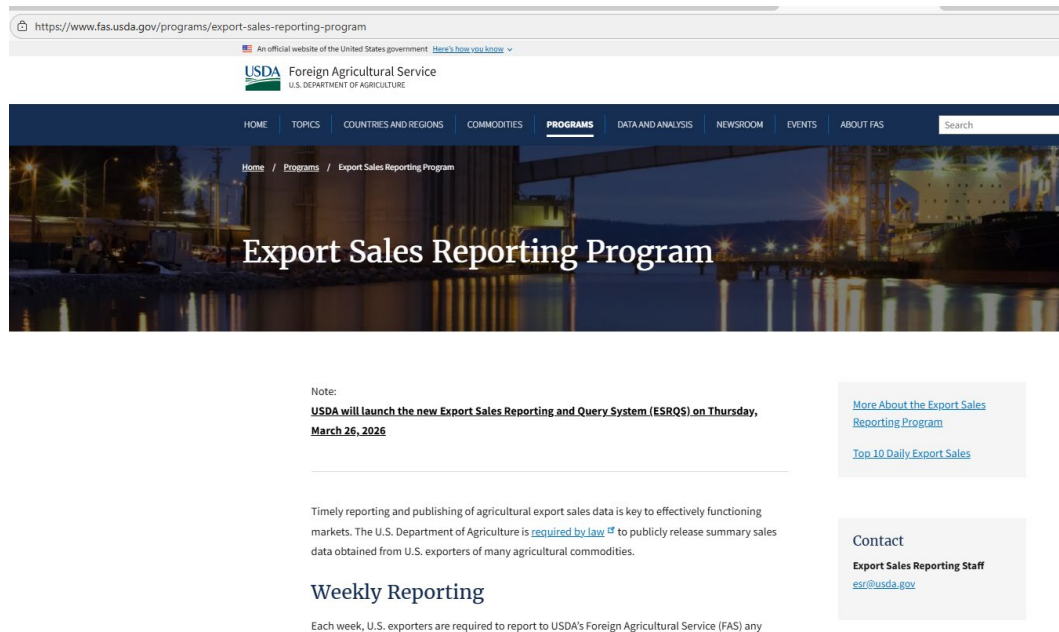
Getting Started

To get started, users need an API key which can be obtained from [API.Data.Gov](#) to explore the APIs shown in the Swagger window below. This API requires the use of an [API.Data.Gov](#) key - [signup here](#). If you already have one, click on Authorize and enter your key. Then you can make all the requests via this page. The same key is needed in your applications for programmatic access to these APIs. For usage details please try out the APIs below.

ESR API does not have any changes from the current structure. You can refer to the instructions on the portal site on how to access the APIs.

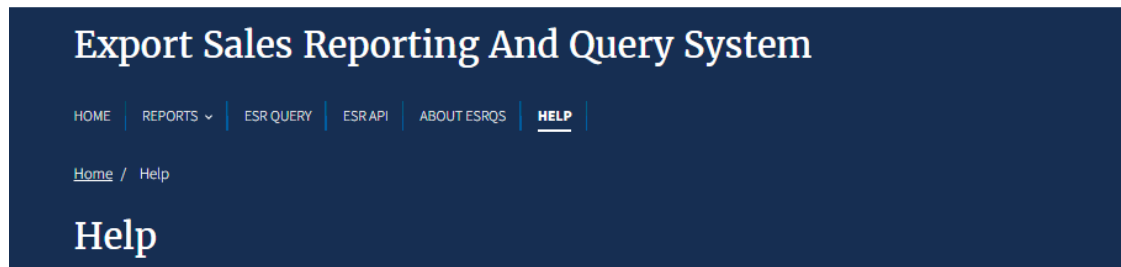
5 ABOUT ESRQS

Click on 'About ESRQS' will navigate to FAS Export Sales Reporting page.



6 HELP

Click on Help menu to access different training videos, help manual , report definitions and registration instructions.



If you have any questions about the new ESRQS interface, please contact: esr@usda.gov. Your questions will be addressed promptly.

- [Click Here](#) for Help Manual
- [Click Here](#) for User Registration Instructions
- [Click Here](#) for Report Definitions
- [Click Here](#) to access training videos

7 APPENDIX

7.1 ESRQS Public View Reports:

For your convenience, below is the list of reports that were available in ESRMS, which are now available in ESRQS public view reports. You will see the link to a report that is available in current ESRMS and link to the report from ESRQS which provides similar information.

Weekly Highlights:

ESRMS: [Weekly Highlights \(usda.gov\)](#)

ESRQS: [Weekly Highlights](#) - Weekly Highlights in various formats available from this link – [ESR Weekly Report](#)

Complete Weekly Report:

ESRMS: [U.S. Export Sales \(usda.gov\)](#)

ESRQS: Commodity portion - [CWR - Commodity Summary | Reports | ESRQS \(usda.gov\)](#) & Country portion - [CWR - Country Detail By Commodity | Reports | ESRQS \(usda.gov\)](#)

Or Complete Weekly reports available in various formats available from this link - [ESR Weekly Report](#)

Summary Weekly Report:

ESRMS: [U.S. Export Sales \(usda.gov\)](#)

ESRQS: [CWR - Commodity Summary | Reports | ESRQS \(usda.gov\)](#) or Complete Weekly report available in various formats available from this link - [ESR Weekly Report](#)

Weekly Summary Activity Report:

ESRMS: [Summary Export Sales \(usda.gov\)](#)

ESRQS: [CWR - Commodity Summary | Reports | ESRQS \(usda.gov\)](#) or Complete Weekly report available in various formats available from this link - [ESR Weekly Report](#)

Weekly Cotton Activity Report:

ESRMS: [Net Sales of Cotton \(usda.gov\)](#) – contains some text about

ESRQS: [CWR - Country Detail By Commodity | Reports | ESRQS \(usda.gov\)](#)

with Cotton commodities selected in Commodity parameter

Weekly Hides Activity Report:

ESRMS: [Hides and Skins FAX \(usda.gov\)](#)

ESRQS: [CWR - Country Detail By Commodity | Reports | ESRQS \(usda.gov\)](#)

with Hides commodities selected in Commodity parameter

Individual Reports:

Wheat:

ESRMS: [U.S. Export Sales \(usda.gov\)](#)

ESRQS: [CWR - Country Detail By Commodity | Reports | ESRQS \(usda.gov\)](#)

with Wheat commodities selected in Commodity parameter

Cotton:

ESRMS: [U.S. Export Sales \(usda.gov\)](https://www.usda.gov)

ESRQS: [CWR - Country Detail By Commodity | Reports | ESRQS \(usda.gov\)](#) with Cotton commodities selected in Commodity parameter

Feed Grains:

Barley:

ESRMS: [U.S. Export Sales \(usda.gov\)](https://www.usda.gov)

ESRQS: [CWR - Country Detail By Commodity | Reports | ESRQS \(usda.gov\)](#)

Rice:

ESRMS: [U.S. Export Sales \(usda.gov\)](https://www.usda.gov)

ESRQS: [CWR - Country Detail By Commodity | Reports | ESRQS \(usda.gov\)](#) with Rice commodities selected in Commodity parameter

Hides and Skins:

ESRMS: [U.S. Export Sales \(usda.gov\)](https://www.usda.gov)

ESRQS: [CWR - Country Detail By Commodity | Reports | ESRQS \(usda.gov\)](#) with Hides and Skins commodities selected in Commodity parameter

Beef:

ESRMS: [U.S. Export Sales \(usda.gov\)](https://www.usda.gov)

ESRQS: [CWR - Country Detail By Commodity | Reports | ESRQS \(usda.gov\)](#) with Beef commodities selected in Commodity parameter

Pork:

ESRMS: [U.S. Export Sales \(usda.gov\)](https://www.usda.gov)

ESRQS: [CWR - Country Detail By Commodity | Reports | ESRQS \(usda.gov\)](#) with Pork commodities selected in Commodity parameter

Weekly Net Sales & Exports Report:

ESRMS: [U.S. Export Sales \(usda.gov\)](https://www.usda.gov)

ESRQS: [CWR - Country Detail By Commodity | Reports | ESRQS \(usda.gov\)](#) with all commodities selected in Commodity parameter or Complete Weekly reports available in various formats available from this link - [ESR Weekly Report](#)

Bell Report:

ESRMS: [Combined Bell Report 9-26-24.pdf \(usda.gov\)](#)

ESRQS: [Bell Report | Reports | ESRQS \(usda.gov\)](#) with all commodities selected in Commodity parameter or Bell report available in various formats available from this link - [ESR Weekly Report](#)

Audit Summary Report:

ESRMS: [Combined Audit and OO EOA 9-26-24.pdf \(usda.gov\)](#)

ESRQS: [CWR - Country Detail By Commodity | Reports | ESRQS \(usda.gov\)](#) with all commodities selected in Commodity parameter or Complete Weekly report available in various formats available from this link - [ESR Weekly Report](#)

Archived Weekly Reports:

ESRMS: [U.S. Export Sales \(usda.gov\)](#)

ESRQS: [Archived Weekly Reports | Reports | ESRQS \(usda.gov\)](#)

Weekly Historical Data Report:

ESRMS: [Monitoring U.S. Agricultural Exports: Weekly Historical Data \(usda.gov\)](#)

ESRQS: [Export Sales Weekly Historical Data | Reports | ESRQS \(usda.gov\)](#)

Marketing Year Final Reports:

ESRMS: [U.S. Export Sales \(usda.gov\)](#)

ESRQS: [Marketing Year Final Ranking Report | Reports | ESRQS \(usda.gov\)](#)

Marketing Year Ranking Reports:

ESRMS: [U.S. Export Sales \(usda.gov\)](#)

ESRQS: [Marketing Year Final Ranking Report | Reports | ESRQS \(usda.gov\)](#)

Foreign Assistance:

ESRMS: Wheat - [Wheat Donations 2024-2025 - September.pdf \(usda.gov\)](#);

Corn-Soybeans-Sorghum - [Donations Corn Sorghum Soybeans 2024 - 2025 - September.pdf \(usda.gov\)](#)

ESRQS: [Foreign Assistance Report](#)

ESR Query:

ESRMS: [Export Sales Query System \(usda.gov\)](#)

ESRQS: [Export Sales Reporting Program Query System | ESRQS \(usda.gov\)](#)

7.2 Commodities Tab:

Commodity Code	Commodity Name
101	WHEAT - HARD RED WINTER
102	WHEAT - SOFT RED WINTER
103	WHEAT - HARD RED SPRING
104	WHEAT - WHITE
105	WHEAT - DURUM
106	WHEAT - MIXED
107	ALL WHEAT
201	WHEAT PRODUCTS
301	BARLEY - UNMILLED
401	CORN - UNMILLED
501	RYE - UNMILLED
601	OATS - UNMILLED
701	GRAIN SORGHUMS - UNMILLED
801	SOYBEANS
901	SOYBEAN CAKE AND MEAL
902	SOYBEAN OIL
1001	FLAXSEED
1101	LINSEED OIL
1110	SUNFLOWERSEED OIL
1201	COTTONSEED
1202	COTTONSEED CAKE AND MEAL
1203	COTTONSEED OIL
1301	COTTON - AMERICAN PIMA - RAW, EXTRA LONG STAPLE
1401	COTTON - UPLAND RAW, 1 1/16 INCHES AND OVER
1402	COTTON - UPLAND RAW, 1 INCH UP TO 1 1/16 INCHES
1403	COTTON - UPLAND - RAW, UNDER 1 INCH
1404	ALL UPLAND COTTON
1498	LONG GRAIN, ROUGH
1499	MEDIUM, SHORT AND OTHER CLASSES, ROUGH
1501	RICE - LONG GRAIN, BROWN
1502	RICE - MEDIUM, SHORT AND OTHER CLASSES, BROWN
1503	RICE - LONG GRAIN, MILLED
1504	RICE - MEDIUM, SHORT AND OTHER CLASSES, MILLED
1505	ALL RICE
1601	CATTLE HIDES - WHOLE - EXCLUDING WET BLUES
1602	CALF SKINS - WHOLE - EXCLUDING WET BLUES
1603	KIP SKINS - WHOLE - EXCLUDING WET BLUES

1604	CATTLE HIDES-CUT INTO CROUPONS, ETC-EXCL WET BLUES
1605	CATTLE HIDES AND SKINS-OTHER-EXCLUDING WET BLUES
1606	CATTLE WET BLUES-UNSPLIT (WHOLE OR SIDED)
1607	CATTLE WET BLUES-GRAIN SPLITS (WHOLE OR SIDED)
1608	CATTLE WET BLUES-SPLITS-EXCLUDING GRAIN SPLITS
1701	FRESH, CHILLED, OR FROZEN MUSCLE CUTS OF BEEF
1702	FRESH, CHILLED, OR FROZEN MUSCLE CUTS OF PORK

7.3 Destination Countries Tab:

Country Code	Country Short Name	Country Name	Effective Start Date	Effective End Date
1010	GREENLD	GREENLAND	1986-04-03 00:00:00	2030-01-03 00:00:00
1220	CANADA	CANADA	1986-04-03 00:00:00	2030-01-03 00:00:00
1610	MIGUEL	ST. PIERRE AND MIQUELON	1986-04-03 00:00:00	2030-01-03 00:00:00
2010	MEXICO	MEXICO	1986-04-03 00:00:00	2030-01-03 00:00:00
2050	GUATMAL	GUATEMALA	1986-04-03 00:00:00	2030-01-03 00:00:00
2080	BELIZE	BELIZE	1986-04-03 00:00:00	2030-01-03 00:00:00
2110	SALVADR	EL SALVADOR	1986-04-03 00:00:00	2030-01-03 00:00:00
2150	HONDURA	HONDURAS	1986-04-03 00:00:00	2030-01-03 00:00:00
2190	NICARAG	NICARAGUA	1986-04-03 00:00:00	2030-01-03 00:00:00
2230	C RICA	COSTA RICA	1986-04-03 00:00:00	2030-01-03 00:00:00
2250	PANAMA	PANAMA	1986-04-03 00:00:00	2030-01-03 00:00:00
2270	CANAL Z	PANAMA CANAL ZONE	1986-04-03 00:00:00	2006-03-01 00:00:00
2320	BERMUDA	BERMUDA	1986-04-03 00:00:00	2030-01-03 00:00:00
2360	BAHAMAS	BAHAMAS, THE	1986-04-03 00:00:00	2030-01-03 00:00:00
2390	CUBA	CUBA	1986-04-03 00:00:00	2030-01-03 00:00:00

2410	JAMAICA	JAMAICA	1986-04-03 00:00:00	2030-01-03 00:00:00
2430	TURK IS	TURKS AND CAICOS ISLANDS	1986-04-03 00:00:00	2030-01-03 00:00:00
2440	CAYMAN	CAYMAN ISLANDS	1986-04-03 00:00:00	2030-01-03 00:00:00
2450	HAITI	HAITI	1986-04-03 00:00:00	2030-01-03 00:00:00
2470	DOM REP	DOMINICAN REPUBLIC	1986-04-03 00:00:00	2030-01-03 00:00:00
2480	LW WW I	LEEWARD-WINDWARD ISLANDS	1986-04-03 00:00:00	2030-01-03 00:00:00
2720	BARBADO	BARBADOS	1986-04-03 00:00:00	2030-01-03 00:00:00
2740	TRINID	TRINIDAD AND TOBAGO	1986-04-03 00:00:00	2030-01-03 00:00:00
2770	N ANTIL	NETHERLANDS ANTILLES	1986-04-03 00:00:00	2030-01-03 00:00:00
2830	F W IND	FRENCH WEST INDIES	1986-04-03 00:00:00	2030-01-03 00:00:00
3010	COLOMB	COLOMBIA	1986-04-03 00:00:00	2030-01-03 00:00:00
3070	VENEZ	VENEZUELA	1986-04-03 00:00:00	2030-01-03 00:00:00
3120	GUYANA	GUYANA	1986-04-03 00:00:00	2030-01-03 00:00:00
3150	SURINAM	SURINAM	1986-04-03 00:00:00	2030-01-03 00:00:00
3170	F GUIAN	FRENCH GUIANA	1986-04-03 00:00:00	2030-01-03 00:00:00
3310	ECUADOR	ECUADOR	1986-04-03 00:00:00	2030-01-03 00:00:00
3330	PERU	PERU	1986-04-03 00:00:00	2030-01-03 00:00:00
3350	BOLIVIA	BOLIVIA	1986-04-03 00:00:00	2030-01-03 00:00:00
3370	CHILE	CHILE	1986-04-03 00:00:00	2030-01-03 00:00:00
3510	BRAZIL	BRAZIL	1986-04-03 00:00:00	2030-01-03 00:00:00
3530	PARAGUA	PARAGUAY	1986-04-03 00:00:00	2030-01-03 00:00:00
3550	URUGUAY	URUGUAY	1986-04-03 00:00:00	2030-01-03 00:00:00

3570	ARGENT	ARGENTINA	1986-04-03 00:00:00	2030-01-03 00:00:00
3720	FALK IS	FALKLAND ISLANDS (ISLAS MALVIN)	1986-04-03 00:00:00	2030-01-03 00:00:00
4000	ICELAND	ICELAND	1986-04-03 00:00:00	2030-01-03 00:00:00
4010	SWEDEN	SWEDEN	1986-04-03 00:00:00	1994-03-17 00:00:00
4010	SWEDEN	SWEDEN	1994-03-24 00:00:00	2030-01-03 00:00:00
4030	NORWAY	NORWAY	1986-04-03 00:00:00	2030-01-03 00:00:00
4050	FINLAND	FINLAND	1986-04-03 00:00:00	1994-03-17 00:00:00
4050	FINLAND	FINLAND	1994-03-24 00:00:00	2030-01-03 00:00:00
4090	DENMARK	DENMARK	1986-04-03 00:00:00	2030-01-03 00:00:00
4120	U KING	UNITED KINGDOM	1986-04-03 00:00:00	2030-01-03 00:00:00
4190	IRELAND	IRELAND	1986-04-03 00:00:00	2030-01-03 00:00:00
4210	NETHLDS	NETHERLANDS	1986-04-03 00:00:00	2030-01-03 00:00:00
4230	BELGIUM	BELGIUM-LUXEMBOURG	1986-04-03 00:00:00	2030-01-03 00:00:00
4270	FRANCE	FRANCE	1986-04-03 00:00:00	2030-01-03 00:00:00
4280	GERMANY	GERMANY	1986-04-03 00:00:00	2030-01-03 00:00:00
4290	GERM DR	GERMAN DEMOCRATIC REPUBLIC	1986-04-03 00:00:00	2006-03-01 00:00:00
4290	GERM DR	GERMAN DEMOCRATIC REPUBLIC	2004-06-03 00:00:00	2006-03-01 00:00:00
4330	AUSTRIA	AUSTRIA	1986-04-03 00:00:00	1994-03-17 00:00:00
4330	AUSTRIA	AUSTRIA	1994-03-24 00:00:00	2030-01-03 00:00:00
4350	CZECHO	CZECHOSLOVAKIA	1986-04-03 00:00:00	2006-03-01 00:00:00
4350	CZECHO	CZECHOSLOVAKIA	2004-06-03 00:00:00	2006-03-01 00:00:00
4351	CZECH RE	CZECH REPUBLIC	1986-04-03 00:00:00	2004-05-27 00:00:00

4351	CZECH RE	CZECH REPUBLIC	2004-06-03 00:00:00	2030-01-03 00:00:00
4359	SLOVAKIA	SLOVAKIA	1986-04-03 00:00:00	2004-05-27 00:00:00
4359	SLOVAKIA	SLOVAKIA	2004-06-03 00:00:00	2030-01-03 00:00:00
4370	HUNGARY	HUNGARY	1986-04-03 00:00:00	2004-05-27 00:00:00
4370	HUNGARY	HUNGARY	2004-06-03 00:00:00	2030-01-03 00:00:00
4410	SWITZLD	SWITZERLAND	1986-04-03 00:00:00	2030-01-03 00:00:00
4461	FSU-12	FORMER SOVIET UNION	1986-04-03 00:00:00	2006-03-01 00:00:00
4470	ESTONIA	ESTONIA	1986-04-03 00:00:00	2004-05-27 00:00:00
4470	ESTONIA	ESTONIA	2004-06-03 00:00:00	2030-01-03 00:00:00
4490	LATVIA	LATVIA	1986-04-03 00:00:00	2004-05-27 00:00:00
4490	LATVIA	LATVIA	2004-06-03 00:00:00	2030-01-03 00:00:00
4510	LITHUAN	LITHUANIA	1986-04-03 00:00:00	2004-05-27 00:00:00
4510	LITHUAN	LITHUANIA	2004-06-03 00:00:00	2030-01-03 00:00:00
4550	POLAND	POLAND	1986-04-03 00:00:00	2004-05-27 00:00:00
4550	POLAND	POLAND	2004-06-03 00:00:00	2030-01-03 00:00:00
4621	RUSSIA	RUSSIAN FEDERATION	1986-04-03 00:00:00	2030-01-03 00:00:00
4622	BELARUS	BYELARUS, REPUBLIC OF	1986-04-03 00:00:00	2030-01-03 00:00:00
4623	UKRAINE	UKRAINE	1986-04-03 00:00:00	2030-01-03 00:00:00
4631	ARMENIA	ARMENIA, REPUBLIC OF	1986-04-03 00:00:00	2030-01-03 00:00:00
4632	AZERBJN	AZERBAIJAN, REPUBLIC OF	1986-04-03 00:00:00	2030-01-03 00:00:00
4633	GEORGIA	GEORGIA, REPUBLIC OF	1986-04-03 00:00:00	2030-01-03 00:00:00
4634	KAZAKHS	KAZAKHSTAN, REPUBLIC OF	1986-04-03 00:00:00	2030-01-03 00:00:00

4635	KYRGYZS	KYRGYZSTAN, REPUBLIC OF	1986-04-03 00:00:00	2030-01-03 00:00:00
4641	MOLDOVA	MOLDOVA, REPUBLIC OF	1986-04-03 00:00:00	2030-01-03 00:00:00
4642	TAJIKIS	TAJIKISTAN, REPUBLIC OF	1986-04-03 00:00:00	2030-01-03 00:00:00
4643	TURKMEN	TURKMENISTAN	1986-04-03 00:00:00	2030-01-03 00:00:00
4644	UZBEKIS	UZBEKISTAN, REPUBLIC OF	1986-04-03 00:00:00	2030-01-03 00:00:00
4670	AZORES	AZORES	1986-04-03 00:00:00	2006-03-01 00:00:00
4700	SPAIN	SPAIN	1986-04-03 00:00:00	2030-01-03 00:00:00
4710	PORTUGL	PORTUGAL	1986-04-03 00:00:00	2030-01-03 00:00:00
4720	GIBRALT	GIBRALTAR	1986-04-03 00:00:00	2030-01-03 00:00:00
4730	MALTA	MALTA & GOZO	1986-04-03 00:00:00	2004-05-27 00:00:00
4730	MALTA	MALTA & GOZO	2004-06-03 00:00:00	2030-01-03 00:00:00
4750	ITALY	ITALY	1986-04-03 00:00:00	2030-01-03 00:00:00
4791	CROATIA	CROATIA	1986-04-03 00:00:00	2004-05-27 00:00:00
4791	CROATIA	CROATIA	2004-06-03 00:00:00	2030-01-03 00:00:00
4792	SLOVENIA	SLOVENIA	1986-04-03 00:00:00	2004-05-27 00:00:00
4792	SLOVENIA	SLOVENIA	2004-06-03 00:00:00	2030-01-03 00:00:00
4793	BOSNIA	BOSNIA-HERCEGOVINA	1986-04-03 00:00:00	2004-05-27 00:00:00
4793	BOSNIA	BOSNIA-HERCEGOVINA	2004-06-03 00:00:00	2030-01-03 00:00:00
4794	MACEDON	MACEDONIA (SKOPJE)	1986-04-03 00:00:00	2004-05-27 00:00:00
4794	MACEDON	MACEDONIA (SKOPJE)	2004-06-03 00:00:00	2030-01-03 00:00:00
4799	YUGOSLV	YUGOSLAVIA	1986-04-03 00:00:00	2004-05-27 00:00:00
4799	YUGOSLV	YUGOSLAVIA	2004-06-03 00:00:00	2030-01-03 00:00:00

4810	ALBANIA	ALBANIA	1986-04-03 00:00:00	2004-05-27 00:00:00
4810	ALBANIA	ALBANIA	2004-06-03 00:00:00	2030-01-03 00:00:00
4840	GREECE	GREECE	1986-04-03 00:00:00	2030-01-03 00:00:00
4850	ROMANIA	ROMANIA	1986-04-03 00:00:00	2004-05-27 00:00:00
4850	ROMANIA	ROMANIA	2004-06-03 00:00:00	2007-03-08 00:00:00
4850	ROMANIA	ROMANIA	2007-03-15 00:00:00	2030-01-03 00:00:00
4870	BULGAR	BULGARIA	1986-04-03 00:00:00	2004-05-27 00:00:00
4870	BULGAR	BULGARIA	2004-06-03 00:00:00	2007-03-08 00:00:00
4870	BULGAR	BULGARIA	2007-03-15 00:00:00	2030-01-03 00:00:00
4890	TURKEY	TURKEY	1986-04-03 00:00:00	2030-01-03 00:00:00
4910	CYPRUS	CYPRUS	1986-04-03 00:00:00	2004-05-27 00:00:00
4910	CYPRUS	CYPRUS	2004-06-03 00:00:00	2030-01-03 00:00:00
5020	SYRIA	SYRIA	1986-04-03 00:00:00	2030-01-03 00:00:00
5040	LEBANON	LEBANON	1986-04-03 00:00:00	2030-01-03 00:00:00
5050	IRAQ	IRAQ	1986-04-03 00:00:00	2030-01-03 00:00:00
5070	IRAN	IRAN	1986-04-03 00:00:00	2030-01-03 00:00:00
5080	ISRAEL	ISRAEL	1986-04-03 00:00:00	2030-01-03 00:00:00
5110	JORDAN	JORDAN	1986-04-03 00:00:00	2030-01-03 00:00:00
5120	GAZA ST	GAZA STRIP	1986-04-03 00:00:00	2006-03-01 00:00:00
5130	KUWAIT	KUWAIT	1986-04-03 00:00:00	2030-01-03 00:00:00
5170	S ARAB	SAUDI ARABIA	1986-04-03 00:00:00	2030-01-03 00:00:00
5180	QATAR	QATAR	1986-04-03 00:00:00	2030-01-03 00:00:00

5200	U AR EM	UNITED ARAB EMIRATES	1986-04-03 00:00:00	2030-01-03 00:00:00
5210	YEMEN	YEMEN	1986-04-03 00:00:00	2030-01-03 00:00:00
5220	S YEMEN	YEMEN (ADEN)	1986-04-03 00:00:00	2006-03-01 00:00:00
5230	OMAN	OMAN	1986-04-03 00:00:00	2030-01-03 00:00:00
5250	BAHRAIN	BAHRAIN	1986-04-03 00:00:00	2030-01-03 00:00:00
5310	AFGHAN	AFGHANISTAN	1986-04-03 00:00:00	2030-01-03 00:00:00
5330	INDIA	INDIA	1986-04-03 00:00:00	2030-01-03 00:00:00
5350	PAKISTN	PAKISTAN	1986-04-03 00:00:00	2030-01-03 00:00:00
5360	NEPAL	NEPAL	1986-04-03 00:00:00	2030-01-03 00:00:00
5380	BANGLADH	BANGLADESH	1986-04-03 00:00:00	2030-01-03 00:00:00
5420	S LANKA	SRI LANKA	1986-04-03 00:00:00	2030-01-03 00:00:00
5460	BURMA	BURMA	1986-04-03 00:00:00	2030-01-03 00:00:00
5490	THAILND	THAILAND	1986-04-03 00:00:00	2030-01-03 00:00:00
5510	S VETNM	VIETNAM, REPUBLIC OF (SOUTH)	1986-04-03 00:00:00	2006-03-01 00:00:00
5520	VIETNAM	VIETNAM	1986-04-03 00:00:00	2030-01-03 00:00:00
5530	LAOS	LAOS	1986-04-03 00:00:00	2030-01-03 00:00:00
5550	CAMBODIA	CAMBODIA	1986-04-03 00:00:00	2030-01-03 00:00:00
5570	MALAYSA	MALAYSIA	1986-04-03 00:00:00	2030-01-03 00:00:00
5590	SINGAPR	SINGAPORE	1986-04-03 00:00:00	2030-01-03 00:00:00
5600	INDNSIA	INDONESIA	1986-04-03 00:00:00	2030-01-03 00:00:00
5610	BRUNEI	BRUNEI	1986-04-03 00:00:00	2030-01-03 00:00:00
5650	PHIL	PHILIPPINES	1986-04-03 00:00:00	2030-01-03 00:00:00

5660	MACAU	MACAU	1986-04-03 00:00:00	2030-01-03 00:00:00
5680	SO ASIA	SOUTHERN ASIA	1986-04-03 00:00:00	1999-09-02 00:00:00
5700	CHINA	CHINA, PEOPLES REPUBLIC OF	1986-04-03 00:00:00	2030-01-03 00:00:00
5740	MONGOLIA	MONGOLIA	1986-04-03 00:00:00	2030-01-03 00:00:00
5790	NO KOR	KOREA, DEMOCRATIC PEOPLE'S REP	1986-04-03 00:00:00	2030-01-03 00:00:00
5800	KOR REP	KOREA, REPUBLIC OF	1986-04-03 00:00:00	2030-01-03 00:00:00
5820	HG KONG	HONG KONG	1986-04-03 00:00:00	2030-01-03 00:00:00
5830	TAIWAN	TAIWAN	1986-04-03 00:00:00	2030-01-03 00:00:00
5880	JAPAN	JAPAN	1986-04-03 00:00:00	2030-01-03 00:00:00
6020	AUSTRAL	AUSTRALIA	1986-04-03 00:00:00	2030-01-03 00:00:00
6040	NEW GUI	PAPUA NEW GUINEA	1986-04-03 00:00:00	2030-01-03 00:00:00
6140	N ZEAL	NEW ZEALAND	1986-04-03 00:00:00	2030-01-03 00:00:00
6150	W SAMOA	WESTERN SAMOA	1986-04-03 00:00:00	2030-01-03 00:00:00
6220	BR P IS	BRITISH PACIFIC ISLANDS	1986-04-03 00:00:00	2030-01-03 00:00:00
6410	FR P IS	FRENCH PACIFIC ISLANDS	1986-04-03 00:00:00	2030-01-03 00:00:00
6810	MARSHALL	MARSHALL ISLANDS	1997-08-25 00:00:00	2030-01-03 00:00:00
6820	MICRONES	FEDERATED STATES OF MICRONESIA	1997-08-25 00:00:00	2030-01-03 00:00:00
6830	PALAU	PALAU	1997-08-28 00:00:00	2030-01-03 00:00:00
6840	T PAC I	TRUST TERRITORY OF THE PACIFIC	1986-04-03 00:00:00	2006-03-01 00:00:00
6860	OPAC IS	OTHER PACIFIC ISLANDS, NEC	1986-04-03 00:00:00	2030-01-03 00:00:00
7140	MOROCCO	MOROCCO	1986-04-03 00:00:00	2030-01-03 00:00:00
7210	ALGERIA	ALGERIA	1986-04-03 00:00:00	2030-01-03 00:00:00

7230	TUNISIA	TUNISIA	1986-04-03 00:00:00	2030-01-03 00:00:00
7250	LIBYA	LIBYA	1986-04-03 00:00:00	2030-01-03 00:00:00
7290	EGYPT	EGYPT	1986-04-03 00:00:00	2030-01-03 00:00:00
7320	SUDAN	SUDAN	1986-04-03 00:00:00	2030-01-03 00:00:00
7323	South su	south sudan	2020-01-05 00:00:00	2030-01-03 00:00:00
7330	CNRY I	CANARY ISLANDS	1986-04-03 00:00:00	2006-03-01 00:00:00
7370	W SAHARA	WESTERN SAHARA	1986-04-03 00:00:00	2030-01-03 00:00:00
7380	EQ GUIN	EQUATORIAL GUINEA	1986-04-03 00:00:00	2030-01-03 00:00:00
7410	MAURITN	MAURITANIA	1986-04-03 00:00:00	2030-01-03 00:00:00
7420	CAMROON	CAMEROON	1986-04-03 00:00:00	2030-01-03 00:00:00
7440	SENEGAL	SENEGAL	1986-04-03 00:00:00	2030-01-03 00:00:00
7450	MALI	MALI	1986-04-03 00:00:00	2030-01-03 00:00:00
7460	GUIN-CON	GUINEA	1986-04-03 00:00:00	2030-01-03 00:00:00
7470	SIER LN	SIERRA LEONE	1986-04-03 00:00:00	2030-01-03 00:00:00
7480	C IVOIRE	COTE D'IVOIRE	1986-04-03 00:00:00	2030-01-03 00:00:00
7490	GHANA	GHANA	1986-04-03 00:00:00	2030-01-03 00:00:00
7500	GAMBIA	GAMBIA, THE	1986-04-03 00:00:00	2030-01-03 00:00:00
7510	NIGER	NIGER	1986-04-03 00:00:00	2030-01-03 00:00:00
7520	TOGO	TOGO	1986-04-03 00:00:00	2030-01-03 00:00:00
7530	NIGERIA	NIGERIA	1986-04-03 00:00:00	2030-01-03 00:00:00
7540	C AF EMP	CENTRAL AFRICAN REPUBLIC	1986-04-03 00:00:00	2030-01-03 00:00:00
7550	GABON	GABON	1986-04-03 00:00:00	2030-01-03 00:00:00

7560	CHAD	CHAD	1986-04-03 00:00:00	2030-01-03 00:00:00
7580	S HELENA	ST. HELENA (BR W AFR)	1986-04-03 00:00:00	2030-01-03 00:00:00
7590	MADIERA	MADEIRA ISLANDS	1986-04-03 00:00:00	2006-03-01 00:00:00
7600	BUR FASO	BURKINA FASO	1986-04-03 00:00:00	2030-01-03 00:00:00
7610	BENIN	BENIN	1986-04-03 00:00:00	2030-01-03 00:00:00
7620	ANGOLA	ANGOLA	1986-04-03 00:00:00	2030-01-03 00:00:00
7630	CO BRAZ	CONGO (BRAZZAVILLE)	1986-04-03 00:00:00	2030-01-03 00:00:00
7640	GUIN-BIS	WESTERN AFRICA, NEC	1986-04-03 00:00:00	2030-01-03 00:00:00
7650	LIBERIA	LIBERIA	1986-04-03 00:00:00	2030-01-03 00:00:00
7660	CONGO DR	CONGO, DEMOCRATIC REPUBLIC OF	1986-04-03 00:00:00	2030-01-03 00:00:00
7670	BURUNDI	BURUNDI	1986-04-03 00:00:00	2030-01-03 00:00:00
7690	RWANDA	RWANDA	1986-04-03 00:00:00	2030-01-03 00:00:00
7700	SOM REP	SOMALIA	1986-04-03 00:00:00	2030-01-03 00:00:00
7740	ETHIOP	ETHIOPIA	1986-04-03 00:00:00	2030-01-03 00:00:00
7741	ERITREA	ERITREA	1986-04-03 00:00:00	2030-01-03 00:00:00
7770	DJIBOUTI	DJIBOUTI AFARS-ISSAS	1986-04-03 00:00:00	2030-01-03 00:00:00
7780	UGANDA	UGANDA	1986-04-03 00:00:00	2030-01-03 00:00:00
7790	KENYA	KENYA	1986-04-03 00:00:00	2030-01-03 00:00:00
7800	SEYCHEL	SEYCHELLES AND DEPENDENTS	1986-04-03 00:00:00	2030-01-03 00:00:00
7810	B IND O	BRITISH INDIAN OCEAN TERRITORY	1997-08-28 00:00:00	2030-01-03 00:00:00
7830	TNZANIA	TANZANIA, UNITED REPUBLIC OF	1986-04-03 00:00:00	2030-01-03 00:00:00
7850	MAURIT	MAURITIUS AND DEPENDENTS	1986-04-03 00:00:00	2030-01-03 00:00:00

7870	MOZAMBQ	MOZAMBIQUE	1986-04-03 00:00:00	2030-01-03 00:00:00
7880	MADAGASR	MADAGASCAR	1986-04-03 00:00:00	2030-01-03 00:00:00
7890	COMOROS	COMOROS	1997-08-28 00:00:00	2030-01-03 00:00:00
7900	F IND O	FRENCH IND. OCEAN TERRITORY	1986-04-03 00:00:00	2030-01-03 00:00:00
7910	REP SAF	SOUTH AFRICA, REPUBLIC OF	1986-04-03 00:00:00	2030-01-03 00:00:00
7920	NAMIBIA	NAMIBIA	1986-04-03 00:00:00	2030-01-03 00:00:00
7930	BOTSWANA	BOTSWANA	1986-04-03 00:00:00	2030-01-03 00:00:00
7940	ZAMBIA	ZAMBIA	1986-04-03 00:00:00	2030-01-03 00:00:00
7950	SWAZLND	SWAZILAND	1986-04-03 00:00:00	2030-01-03 00:00:00
7960	ZIMBABWE	ZIMBABWE	1986-04-03 00:00:00	2030-01-03 00:00:00
7970	MALAWI	MALAWI	1986-04-03 00:00:00	2030-01-03 00:00:00
7990	LESOTHO	LESOTHO	1986-04-03 00:00:00	2030-01-03 00:00:00
9110	VIRGIN I	VIRGIN ISLANDS OF THE U.S.	1986-04-03 00:00:00	2030-01-03 00:00:00
9310	MIDWAY I	MIDWAY ISLANDS	1986-04-03 00:00:00	2006-03-01 00:00:00
9330	WAKE IS	WAKE ISLAND	1986-04-03 00:00:00	2006-03-01 00:00:00
9350	GUAM	GUAM	1986-04-03 00:00:00	2030-01-03 00:00:00
9410	CAN EN I	CANTON AND ENDERBURY ISLANDS	1986-04-03 00:00:00	2006-03-01 00:00:00
9510	AM SAMOA	AMERICAN SAMOA	1986-04-03 00:00:00	2030-01-03 00:00:00
9610	NMARIANA	NORTHERN MARIANA ISLANDS	1997-08-28 00:00:00	2030-01-03 00:00:00
9800	US O IS	US MINOR OUTLYING ISLAND	1997-06-05 00:00:00	2030-01-03 00:00:00
9990	UNKNOWN	UNKNOWN	1986-04-03 00:00:00	2030-01-03 00:00:00

7.4 Frequently Asked Questions (FAQ's)

- **Q: I can't log into ESRQS.**
A: Visit [[Login.gov Help/Link](#)] to reset your password or set up your account. Ensure you use the same email address associated with your ESRMS account.
- **Q: I don't see my company or Exporter Number.**
A: After signing in through Login.gov, check the Exporter Name dropdown. If your company is missing or if you see incorrect Exporter Name, email ESR@usda.gov with your Exporter Company name and prior ESRMS Firm Number.
- **Q: Where can I find a summary of my weekly submissions?**
A: From the ESRQS home page, open the Data Entry Portal, then the Weekly Data Entry portal. Select Exporter's Weekly Summary Report. Enter the required information and click on Search button. System will show you the weekly submissions for the chosen week.
- **Q: Can I copy or print my Exporter's Weekly Summary Report?**
A: Yes. After the report results are displayed on the screen, you can download the report to Excel to save and print.
- **Q: Can I upload data in bulk?**
A: Yes. Bulk uploads are available only for **Exporter vessel** and **FAS 99 information**. Use the XLSX templates provided on each screen and follow the instructions. ESRQS will validate and report any errors to be corrected before final submission.
- **Q: Can I bulk upload my weekly export sales data?**
A: Not at this time. ESRQS does not currently support bulk uploads for weekly export sales, but this feature is planned for a future update.
- **Q: Will I still see my historical data?**
A: Yes. Historical ESRMS records are available in ESRQS.
- **Q: Which browsers are supported?**
A: Use **Microsoft Edge** or **Google Chrome** for the best results. If pages do not display correctly, clear your browser cache or try a private/incognito window.
- **Q: What if I have recommendations for updates in ESRQS?**
A: Email suggestions to ESR@usda.gov and include "Future Update" in the subject line.
- **Q: Can multiple users from my company access ESRQS?**
A: Yes. Each user must sign in via Login.gov. Company roles and permissions are managed within ESRQS via the **Exporter Profile Portal**.
- **Q: How do I update my user profile or contact info?**
A: Access the **Exporter Profile screen** within ESRQS and proceed to your User Profile by clicking on View button beside your name. You may update your personal information directly on the User Profile screen.

- **Q: I report for multiple companies. How do I register for each company?**
A: After logging into ESRQS, proceed to the Exporter Profile screen by selecting the Profile menu tab. On the Exporter Profile screen, locate and select the 'Request Access to Another Exporter' button. This will direct you to the registration screen, where you may submit your registration to request access to the appropriate Exporter company.
- **Q: I reported an adjustment by email—do I still need to enter it in ESRQS?**
A: Yes. All adjustments must be **entered in ESRQS** using the Export Adjustment screens.
- **Q: How do I report an export adjustment?**
A: Go to the Export Adjustments screen, select your desired parameters, and click the search button. The Add button will appear at the bottom of the page. Click it to access the Add Adjustment screen, where you can enter the necessary details and adjust quantities for any published period ending date before submitting the record. For further information, check out our training demos available at [Training Videos](#).
- **Q: I submitted incorrect data—how do I fix it?**
A: If approvals are not complete, you can edit your submission and resubmit. If the record has been deferred back to you, make the corrections and return it promptly. Once the record has been approved, you cannot make any corrections. In this case, please reach out to ESR@usda.gov for further assistance.
- **Q: Will new features be announced?**
A: Yes. Announcements will be posted on ESRQS Home page and also information will be sent via email to all users.
- **Q: Are there any changes to the API in ESRQS?**
A: No, the API has not changed. The output from ESR API will remain same except the API will fetch data from ESRQS.
- **Q: Will I need to recreate new API for ESRQS?**
A: No, your existing API will work in ESRQS.
- **Q: The ESRQS Query reports are different. How can I get the original reports?**
A: Reports in ESRQS have been updated with a change to look and feel. Please review the User's Manual found in the ESRQS **Help Portal** to map different reports from current ESRMS to ESRQS.
- **Q: Previous Year or Year Ago values are different in Current ESRMS Reports vs ESRQS Reports.**
A: The method for calculating Year ago dates differs between the current ESRMS and ESRQS reports. You will notice that the Year Ago values may not match between ESRMS and ESRQS reports in some cases. If you have questions, please contact ESR@usda.gov.